

Design System

Peiyi Wu 1514716

START




A EXPLORATION OF
DESIGN SYSTEM. |

WELCOME! HERE ARE THE CONTENT OF DESIGN SYSTEM.

- ▶ **TASK1.0 -INTRODUCTION OF DESIGN SYSTEM**
- ▶ **TASK2.0-EXAMPLES OF DESIGN SYSTEM**
- ▶ **TASK3.0-CASE STUDY OF EXSIST DESIGN SYSTEM**
- ▶ **TASK4.0-VISUAL SOLUTIONS RE-DESIGN**

REFERENCES

CLICK ON THE TOPIC YOU'RE INTERESTED



► Introduction Of Design System

Design system is created by a business or organisation who is looking to create innovative and consistent products. As usual, it is a collection of interactive elements that are combined to form a unique system, fitting with the specific needs for the companies.

Typically, Design systems consist of a range of repeatable components such as guidelines, principles, UI kits, rules, libraries, and templates. These components work together to ensure consistency and efficiency in terms of the view of the design, also providing a centralised resource for both design specialist and non-specialist. The advantages for the Design System are also obvious, it saves time and increases productivity, and at the same time it produces higher quality products.



TASK 1

TASK 2

TASK 3

TASK 4

▶ **EXAMPLES OF DESIGN SYSTEM**



**1.ANT
DESIGN SYSTEM**



2.SAP Fiori




**3.Mailchimp
Pattern Library**



**4. Lightning
Design System**



**5.BBC's Global
Experience
Language**



**6.US Web
Design System**





**7. Mozilla's
Protocol Design
System**



**8.Shopify's
Polaris
Design System**



**9.Carbon
Design System**



TASK 1

TASK 2

TASK 3

TASK 4



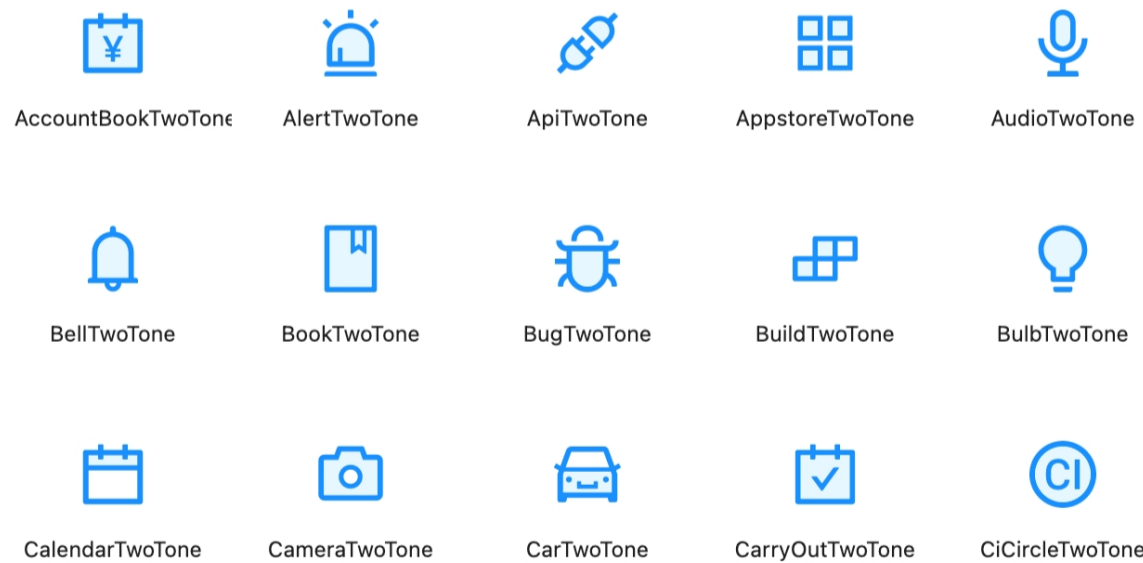
▶ EXAMPLES OF DESIGN SYSTEM

- 1
- 2
- 3
- 4
- 5
- 6
- 7
- 8
- 9

NAME: ANT DESIGN

<https://ant.design/>

This brand was originally developed for a financial application in China. It's adopted by a diverse range of digital products across various categories.



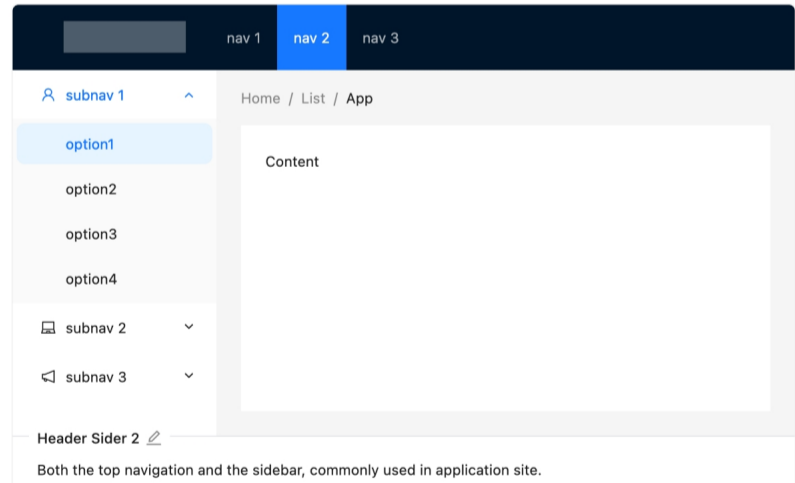
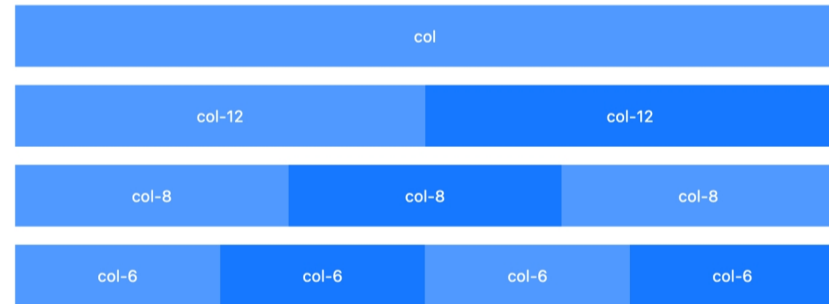
h1. Ant Design

h2. Ant Design

h3. Ant Design

h4. Ant Design

h5. Ant Design




TASK 1

TASK 2

TASK 3

TASK 4



▶ **EXAMPLES OF DESIGN SYSTEM**

- 1**
- 2
- 3
- 4
- 5
- 6
- 7
- 8
- 9

NAME: ANT DESIGN

Ant design system is an open source design system. This system provide most needed for web pages design, including examples and an introduction of how to utilise the existed elements. Also have the description of rules for the contributor who would like to make some new contributions to the system.

ATOM✓	MOLECULES✓	ORGANISMS✓	TEMPLATES✓	PAGE✓
<ul style="list-style-type: none">>Colours>Typography>Icons>Illustration>Motion graphic	<ul style="list-style-type: none">>Layout Frame>Form>Navigation>Data Entry>Feedback	<ul style="list-style-type: none">>Standard	<ul style="list-style-type: none">>Layout	<ul style="list-style-type: none">>Case

- TASK 1**
- TASK 2**
- TASK 3**
- TASK 4**



▶ EXAMPLES OF DESIGN SYSTEM

1

2

3

4

5

6

7

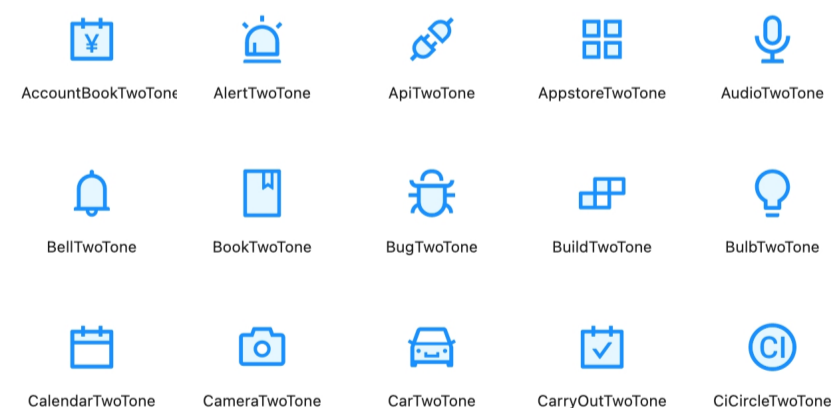
8

9

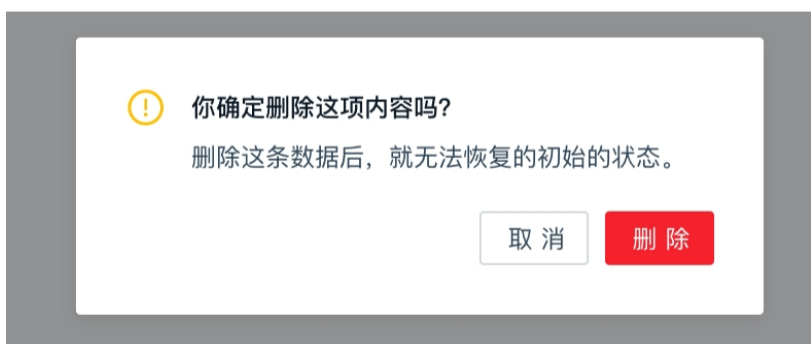
NAME: ANT DESIGN

Because it's open source design system, it does provide a good usability for developer who wants to build a professional-looks webpage in a short time. It's a fully developed system. However, because it only design for web page, so it doesn't have print copy and you need to have coding knowledge to use it.

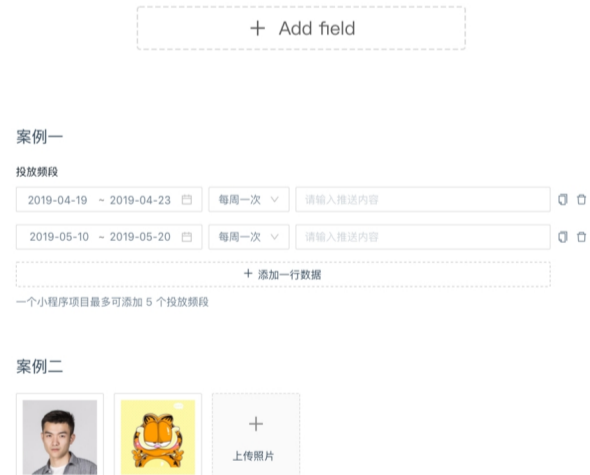
ATOM✓



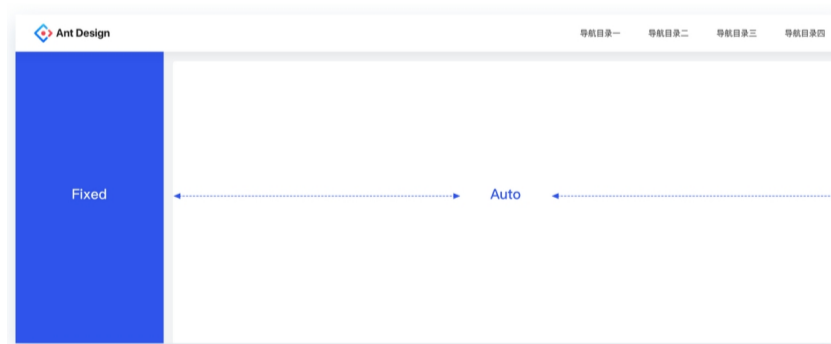
MOLECULES✓



ORGANISMS✓



TEMPLATES✓



PAGE




TASK 1

TASK 2

TASK 3

TASK 4



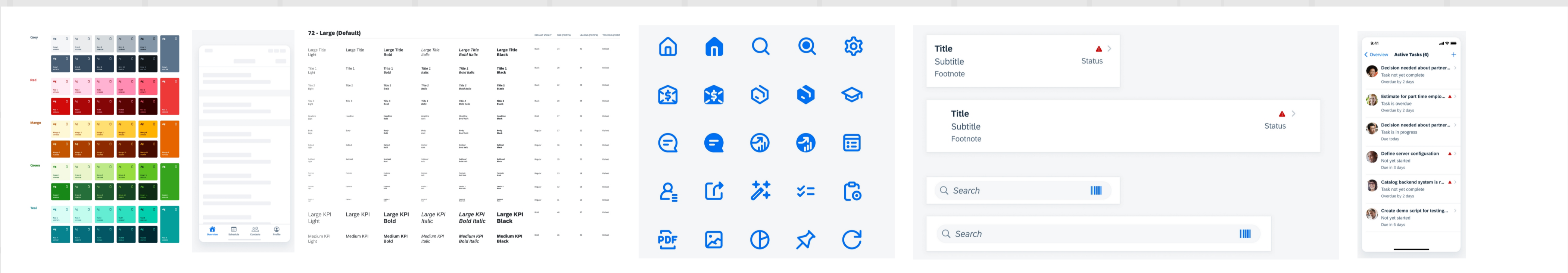
▶ EXAMPLES OF DESIGN SYSTEM

- 1
- 2
- 3
- 4
- 5
- 6
- 7
- 8
- 9

NAME: SAP Fiori

<https://community.sap.com/topics/fiori>

SAP Fiori design system is a business application builder creating visually designs with a strong focus by using SAP software. According to the introduction on their pages, this system force on great consumer-grade user experience.



TASK 1

TASK 2

TASK 3

TASK 4



▶ EXAMPLES OF DESIGN SYSTEM

- 1
- 2
- 3
- 4
- 5
- 6
- 7
- 8
- 9

NAME: SAP Fiori

This design system force on digital business product. In their web-site you can find the guideline examples that design for different operator systems eg. IOS, Android. In their pages you can found descriptions for the components and rules.

ATOM✓	MOLECULES✓	ORGANISMS	TEMPLATES✓	PAGE
<ul style="list-style-type: none"> >Colours >Typography >Icons >Animation 	<ul style="list-style-type: none"> >Layout Frame >Form >Navigation >Feedback 		<ul style="list-style-type: none"> >Layout 	<ul style="list-style-type: none"> >Star

- TASK 1
- TASK 2
- TASK 3
- TASK 4



▶ **EXAMPLES OF DESIGN SYSTEM**

- 1
- 2
- 3
- 4
- 5
- 6
- 7
- 8
- 9

NAME: SAP Fiori

However, it's a commercial product, most of the resources are private. You will need to buy the license for this system. This Design system provide assistant from the creator side rather than client need to solve out how to use (but need to pay)

ATOM✓



MOLECULES✓



ORGANISMS



TEMPLATES✓



PAGE



- TASK 1
- TASK 2
- TASK 3
- TASK 4



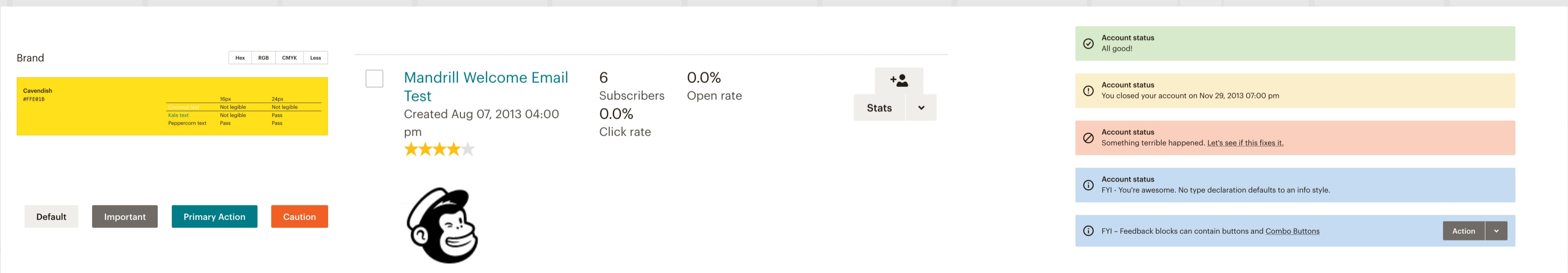
▶ EXAMPLES OF DESIGN SYSTEM

- 1
- 2
- 3
- 4
- 5
- 6
- 7
- 8
- 9

NAME: Mailchimp Pattern Library

<https://ux.mailchimp.com/patterns>

Mailchimp Pattern Library is the design system that used to build the Mailchimp application. It's an application provide marketing automation platform and email marketing service.



TASK 1

TASK 2

TASK 3

TASK 4



▶ EXAMPLES OF DESIGN SYSTEM

1

2

3

4

5

6

7

8

9

NAME: Mailchimp Pattern Library

It's a small scale Design system only use for MailChimp. Simple and easy understand with the introduction on their web-site show the elements that use in mailChimp. Highly influenced by the characteristic of he brands itself.

ATOM✓

- >Colours
- >Typography
- >Button
- >Grid

MOLECULES✓

- >Layout Frame
- >Form
- >Navigation
- >Feedback

ORGANISMS

TEMPLATES

PAGE

TASK 1

TASK 2

TASK 3

TASK 4

▶ EXAMPLES OF DESIGN SYSTEM

- 1
- 2
- 3
- 4
- 5
- 6
- 7
- 8
- 9

NAME: Mailchimp Pattern Library

Pages show the atom and molecules, other elements not found. This system not very complex.

ATOM✓

Heading One	44px / 48px	Means Light
Heading Two	36px / 45px	Graphik - Regular
Heading Three	28px / 35px	Graphik - Regular
Heading Four	20px / 25px	Graphik - Regular
Body Bold	16px / 24px	Graphik - Medium
Body	16px / 24px	Graphik - Regular
Button & Meta	14px / 24px	Graphik - Medium

MOLECULES✓

Example

☐ Un-checked

☒ Checked

☐ Disabled

☒ Checked & disabled

ORGANISMS

TEMPLATES

PAGE

TASK 1

TASK 2

TASK 3


TASK 4



<https://www.lightningdesignsystem.com/>

A screenshot of a web browser window. The browser's address bar and tabs are visible at the top. The main content area shows a light gray background with a blue rectangular selection box. The selection box is positioned on the left side of the page, below a horizontal line. The browser's interface includes standard navigation buttons (back, forward, home, etc.) and a search bar. The page content is mostly blank, with some faint horizontal lines suggesting a structured layout.

TASK 4



▶ **EXAMPLES OF DESIGN SYSTEM**

- 1
- 2
- 3
- 4
- 5
- 6
- 7
- 8
- 9

NAME: Lightning Design System

By minimising visual elements, this system places more focus on application logic, user experience, interactions, and flows.

ATOM✓	MOLECULES	ORGANISMS✓	TEMPLATES✓	PAGE
<ul style="list-style-type: none">>Colours>Typography>Icons>Grid 		<ul style="list-style-type: none">>Navigation 	<ul style="list-style-type: none">>Layout 	<ul style="list-style-type: none">>Exai

- TASK 1
- TASK 2
- TASK 3
- TASK 4





EXAMPLES OF DESIGN SYSTEM

1

2

3

4

5

6

7

8


9

NAME: Lightning Design System

The system includes detailed descriptions of layout templates and video demonstrations of motion.



ATOM✓



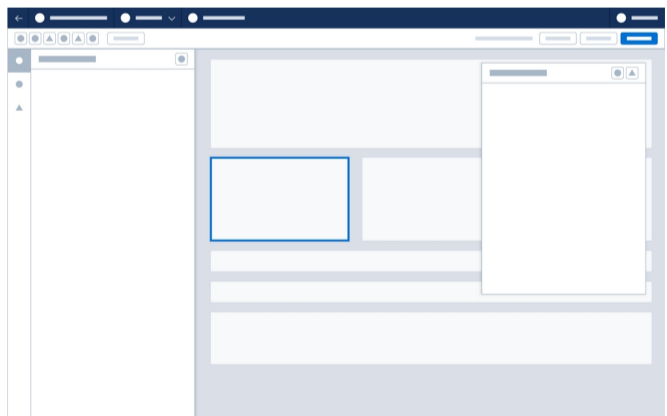
MOLECULES



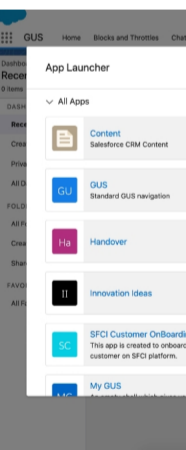
ORGANISMS✓



TEMPLATES✓



PAGE



TASK 1

TASK 2

TASK 3

TASK 4



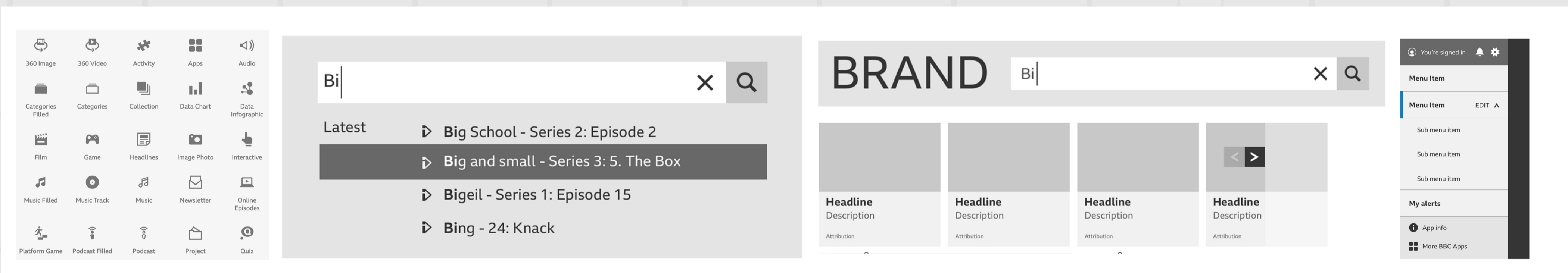
▶ **EXAMPLES OF DESIGN SYSTEM**

- 1
- 2
- 3
- 4
- 5
- 6
- 7
- 8
- 9

NAME: BBC's Global Experience Language

<https://www.bbc.co.uk/gel/guidelines>

BBC Global Experience Language is the design system use for build interact with the BBC online. It expanse the digital experiences from Sport, Weather and World Service that you can found on BBC website.



TASK 1

TASK 2

TASK 3

TASK 4

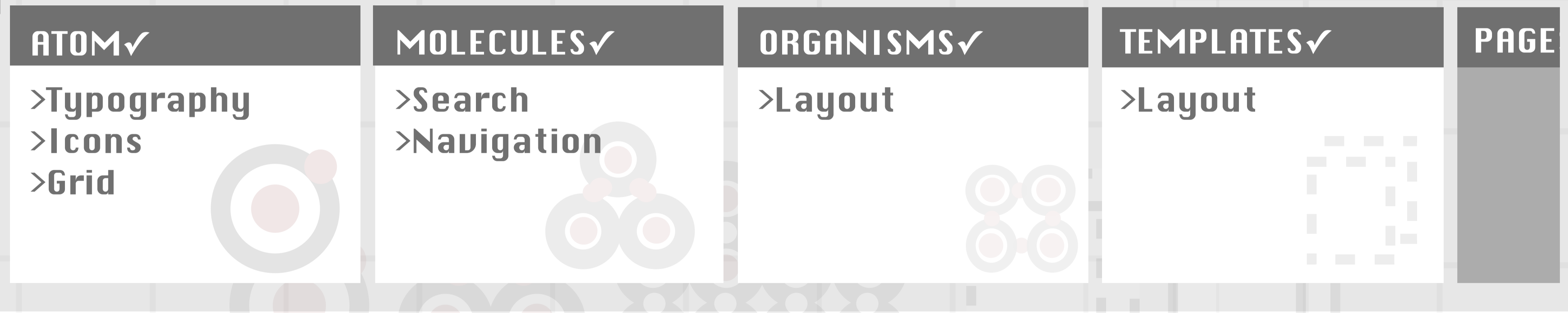


▶ **EXAMPLES OF DESIGN SYSTEM**

- 1
- 2
- 3
- 4
- 5
- 6
- 7
- 8
- 9

NAME: BBC's Global Experience Language

This design system is a brand design system which mainly use for BBC online news and other service. Most of the rules are static. However this design system does not provide colour palette and only use grey scale.



TASK 1

TASK 2

TASK 3

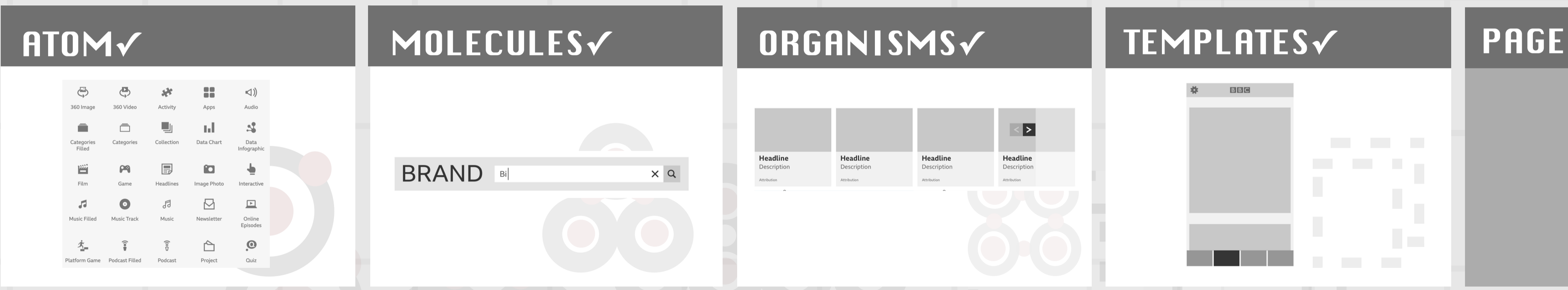
TASK 4

▶ **EXAMPLES OF DESIGN SYSTEM**

- 1
- 2
- 3
- 4
- 5
- 6
- 7
- 8
- 9

NAME: BBC's Global Experience Language

This system focus on images and articles.



TASK 1

TASK 2

TASK 3

TASK 4





EXAMPLES OF DESIGN SYSTEM

1

2

3

4

5

6

7

8

9

NAME: US Web Design System

<https://designsystem.digital.gov/>

USWDS is a design system for the federal government. The aims of this system is helping the federal government design and build better digital experiences.



DEFAULT

Default

Hover

Active

Focus

Disabled

[Unstyled button](#)

SECONDARY COLOR

Default

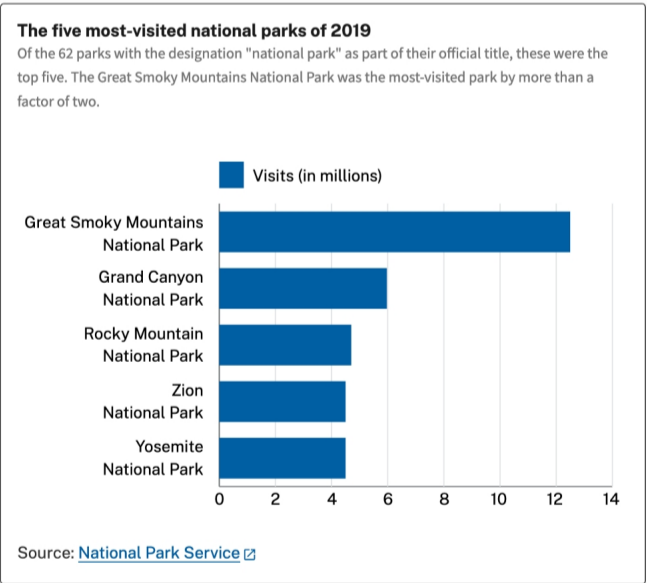
Hover

Active

Focus

Disabled

[Unstyled button](#)



Aa

ABCDEFGHIJKLMNOPQRSTUVWXYZ
abcdefghijklmnopqrstuvwxyz
0123456789

Pattern preview

Physical address
Required fields are marked with an asterisk (*).

Street address

Street address line 2

City*

State, territory, or military post*

ZIP code

Urbanization (Puerto Rico only)


Google Plus Code
For example, PG24+XX

TASK 1

TASK 2

TASK 3

TASK 4



▶ **EXAMPLES OF DESIGN SYSTEM**

- 1
- 2
- 3
- 4
- 5
- 6
- 7
- 8
- 9

NAME: US Web Design System

Simple and well designed interface, focus on Data collecting (Input form) and multiple languages. Official government

ATOM✓	MOLECULES✓	ORGANISMS✓	TEMPLATES✓	PAGE✓
>Typography >Icons >Grid	>Card >Icons >Grid	>Data input >Languages	>Layout	>Example

- TASK 1
- TASK 2
- TASK 3
- TASK 4



2.0



EXAMPLES OF DESIGN SYSTEM

1

2

3

4

5

6

7

8

9

NAME: US Web Design System

ATOM✓

DEFAULT

Default Hover Active Focus Disabled [Unstyled button](#)

SECONDARY COLOR

Default Hover Active Focus Disabled [Unstyled button](#)

MOLECULES✓



Card with Media

Lorem ipsum dolor sit amet consectetur adipiscing elit. Facilis eorum tenetur quo cupiditate, eaque qui officia recusandae.

Visit Florida Keys

ORGANISMS✓

Pattern preview

Physical address

Required fields are marked with an asterisk (*)

Street address

Street address line 2

City *

State, territory, or military post *

ZIP code

Urbanization (Puerto Rico only)

Google Plus Code

For example: PG84+XX

TEMPLATES✓


Graphic headings can vary.
Graphic headings can be used a few different ways, depending on what your landing page is for. Highlight your values, specific program areas, or results.

Stick to 6 or fewer words.
Keep body text to about 30 words. They can be shorter, but try to be somewhat balanced across all four. It creates a clean appearance with good spacing.

Never highlight anything without a goal.
For anything you want to highlight here, understand what your users know now, and what activity or impression you want from them after they see it.

Could also have 2 or 6.
In addition to your goal, find out your users' goals. What do they want to know or do that supports your mission? Use these headings to show those.

PAGE



Space

Through innovations in management and chemical nuclear propulsion technology, developing capabilities of NASA's mission to a variety of deep-space.

TASK 1

TASK 2

TASK 3

TASK 4





EXAMPLES OF DESIGN SYSTEM

1

2

3

4

5

6

7

8

9

NAME: Mozilla’s Protocol Design System

<https://protocol.mozilla.org/>

Mozilla’s Protocol is a design system for Mozilla and Firefox websites. It establishes a common design language, provides coded components, and outlines high level guidelines for content and accessibility.

Green 05

`$color-green-05`

`#e3fff3`

Green 10

`$color-green-10`

`#d1ffe0`

Green 20

`$color-green-20`

`#b3ffe3`

Green 30

`$color-green-30`

`#88ffd1`

Green 40

`$color-green-40`

`#54ffbd`

Green 50

`$color-green-50`

`#3fe1b0`

Green 60

`$color-green-60`

`#2ac3a2`

Green 70

`$color-green-70`

`#008787`

Green 80

`$color-green-80`

`#005e5e`

Green 90

`$color-green-90`

`#00403f`



Love the Web?

Get the Mozilla newsletter and help us keep it open and free.

Your email address

Sign up now

We will only send you Mozilla-related information.

A Headline With 30 Characters

A description of about 150 characters, give or take. That means we usually only have room for one or two sentences. Here is what that looks like.

Call to Action

A headline with an example zap.

We’re building a better Internet

Our mission is to ensure the Internet is a global public resource, open and accessible to all. An Internet that truly puts people first, where individuals can shape their own experience and are empowered, safe and independent.

At Mozilla, we’re a global community of technologists, thinkers and builders working together to keep the Internet alive and accessible, so people worldwide can be informed contributors and creators of the Web. We believe this act of human collaboration across an open platform is essential to individual growth and our collective future.

TASK 1

TASK 2

TASK 3

TASK 4







▶ **EXAMPLES OF DESIGN SYSTEM**

- 1
- 2
- 3
- 4
- 5
- 6
- 7**
- 8
- 9

NAME: Mozilla's Protocol Design System

This design system provide lots of re-useable components for text display.
Highlight point of this design system would be it provide lots of templates level organisms examples in blog style.

ATOM✓	MOLECULES✓	ORGANISMS✓	TEMPLATES	PAGE
<ul style="list-style-type: none">>Typography>Icons>button 	<ul style="list-style-type: none">>Card>Footer>Hero 	<ul style="list-style-type: none">>Newsletter>Split 		

- TASK 1**
- TASK 2
- TASK 3**
- TASK 4**





EXAMPLES OF DESIGN SYSTEM

1

2

3

4

5

6

7

8

9

NAME: Mozilla's Protocol Design System

ATOM✓



MOLECULES✓

Sphinx of black quartz, judge my vow!

It is a period of civil war. Rebel spaceships, striking from a hidden base, have won their first victory against the evil Galactic Empire. During the battle, Rebel spies managed to steal secret plans to the Empire's ultimate weapon, the DEATH STAR, an armored space station with enough power to destroy an entire planet. Pursued by the Empire's sinister agents, Princess Leia races home aboard her starship, custodian of the stolen plans that can save her people and restore freedom to the galaxy...

ORGANISMS✓



Love the Web?

Get the Mozilla newsletter and help us keep it open and free.

Your email address

[Sign up now](#)

We will only send you Mozilla-related information.

TEMPLATES




PAGE

TASK 1

TASK 2

TASK 3

TASK 4



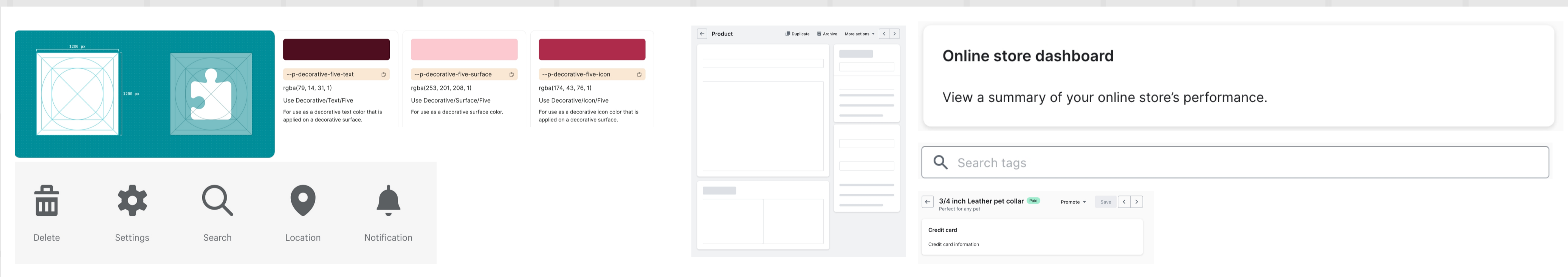
▶ **EXAMPLES OF DESIGN SYSTEM**

- 1
- 2
- 3
- 4
- 5
- 6
- 7
- 8
- 9

NAME: Shopify's Polaris Design System

<https://polaris.shopify.com/>

Polaris is the design system for the Shopify admin. Shopify is an E-commerce platform for businesses building them own selling platform. This system been use for building Shopify app.



TASK 1

TASK 2

TASK 3

TASK 4



▶ **EXAMPLES OF DESIGN SYSTEM**

- 1
- 2
- 3
- 4
- 5
- 6
- 7
- 8
- 9

NAME: Shopify's Polaris Design System

This design system have has an easy simple understand interface list all elements they have and user can explore it easily.


ATOM✓	MOLECULES✓	ORGANISMS✓	TEMPLATES✓	PAGE
<div>>Colour</div> <div>>Icons</div> <div>>button</div> <div></div>	<div>>Card</div> <div>>Icons</div> <div>>button</div> <div></div>	<div>>Divider</div> <div></div>	<div>>Layout</div> <div></div>	

TASK 1

TASK 2

TASK 3

TASK 4





EXAMPLES OF DESIGN SYSTEM

1

2

3

4

5

6

7

8

9

NAME: Shopify's Polaris Design System

ATOM✓

--p-decorative-five-text
rgba(79, 14, 31, 1)
Use Decorative/Text/Five
For use as a decorative text color that is applied on a decorative surface.

--p-decorative-five-surface
rgba(253, 201, 208, 1)
Use Decorative/Surface/Five
For use as a decorative surface color.

--p-decorative-five-icon
rgba(174, 43, 76, 1)
Use Decorative/Icon/Five
For use as a decorative icon color that is applied on a decorative surface.

MOLECULES✓

ORGANISMS✓

←

3/4 inch Leather pet collar Paid

Promote ▾

Save

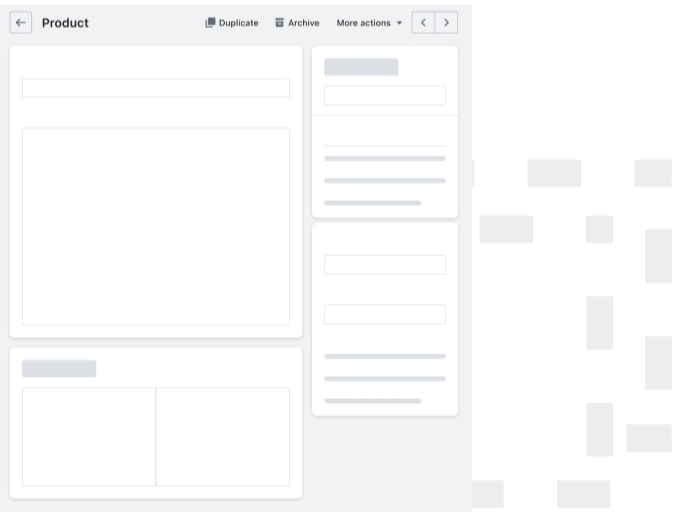
◀ ▶

Perfect for any pet

Credit card

Credit card information

TEMPLATES✓



PAGE

TASK 1

TASK 2

TASK 3

TASK 4



▶ EXAMPLES OF DESIGN SYSTEM

1

2

3

4

5

6

7

8

9

Carbon Design System

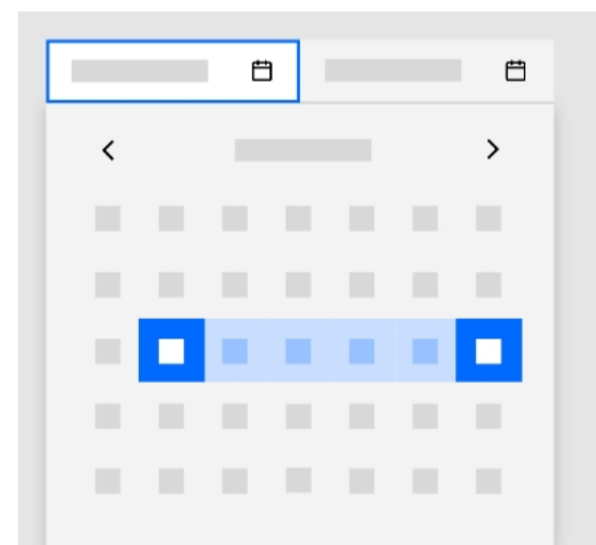
<https://www.carbondesignsystem.com/>

Carbon Design System is IBM's open source design system. IBM is the short for International Business Machines Corporation. This system use IBM Design Language as its foundation, with code, design tools and resources.

IBM Plex Sans

IBM Plex Serif

IBM Plex Mono



Dropdown title

Dropdown menu options



TASK 1

TASK 2

TASK 3

TASK 4



▶ **EXAMPLES OF DESIGN SYSTEM**

- 1
- 2
- 3
- 4
- 5
- 6
- 7
- 8
- 9

Carbon Design System

This system funded and built by IBM, but they made it open source for anyone to use or contribute.



- TASK 1
- TASK 2
- TASK 3
- TASK 4



EXAMPLES OF DESIGN SYSTEM

1

2

3

4

5

6

7

8

9

Carbon Design System

This design system provide lots of re-useable components for text display.

ATOM✓

Beta	Character decimal	Character fraction	Character integer	Character lowercase
β	.00	½	±1	abc
Character sentence case	Character uppercase	Character whole number	Letter Aa	Letter Bb
Abc	ABC	123	Aa	Bb
Letter Dd	Letter Ee	Letter Ff	Letter Gg	Letter Hh
Dd	Ee	Ff	Gg	Hh

MOLECULES✓

Dropdown title

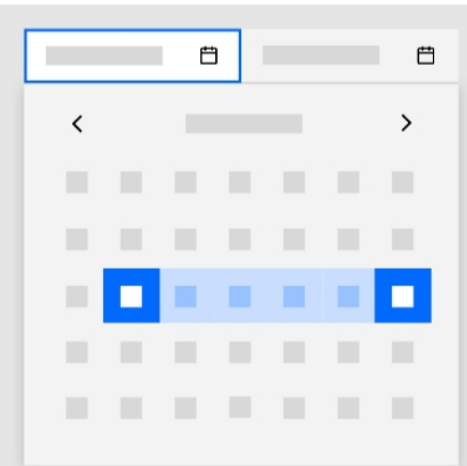
Dropdown menu options

ORGANISMS



Enabled
\$ui-01
Gray 10

TEMPLATES✓




PAGE

TASK 1

TASK 2

TASK 3

TASK 4



▶ CASE STUDY OF DESIGN SYSTEM



Ant Design

By



**ANT
GROUP**

This is a case study that investigated one of the example of visual solutions

1.An Atom & Molecule Of Choice

2.Organism Of Choice

3.Poster

4.Web Page


5.Social Media Post

TASK 1

TASK 2

TASK 3

TASK 4



▶ CASE STUDY OF DESIGN SYSTEM


1

2

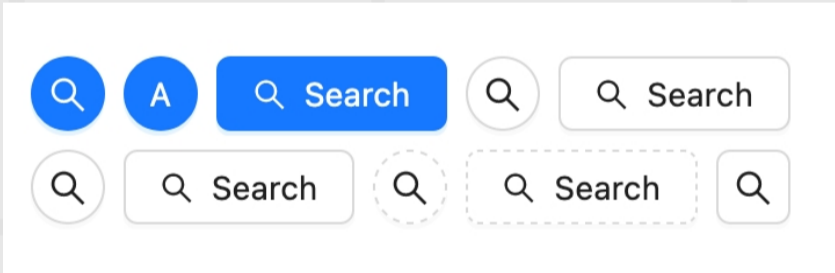
3

4

5



颜色类型	浅色背景下	深色背景下
Title	● @Black 85%	● @White 85%
Primary text	● @Black 65%	● @White 65%
Secondary text	● @Black 45%	● @White 45%
Disable	● @Black 25%	● @White 30%
Border	● @Black 15%	● @White 20%
Dividers	● @Black 6%	● @White 12%
Background	● @Black 4%	● @White 8%
Table header	○ @Black 2%	○ @White 4%



Analyse & Critique

As same as the atom we mention above, over all it does a good job as simple as the function of the button also with a high contract that for the type and the background colour. It's a collection of the icon buttons. Only Critique can be made which is the Ins icon is not match others which use positive space but others use negative space.


Atom & molecule from Ant group home page. (Image Source: <https://www.antgroup.com/en>)

TASK 1

TASK 2

TASK 3

TASK 4





CASE STUDY OF DESIGN SYSTEM

- 1
- 2
- 3
- 4
- 5



Digital Payment

More >

It is the creation and development of a payment platform. We developed Quick Pay, smile-to-pay and QR code payment computers, mobile phones, and IoT serve the digital payment needs across

a vast array of use cases, including commercial operations, public services, and transportation.

More >

Atom Of Choice

An atom from the Ant Group website's home page: A button. When click, the button will trigger the event bring you to a new page. When mouse hover, the arrow will have a motion toward left. The type face is call 'Alibabapuhui' which is the font create by this brand, a simple modern clean looks type without base line.


Atom & molecule from Ant group home page. (Image Source: <https://www.antgroup.com/en>)

TASK 1

TASK 2

TASK 3

TASK 4





CASE STUDY OF DESIGN SYSTEM

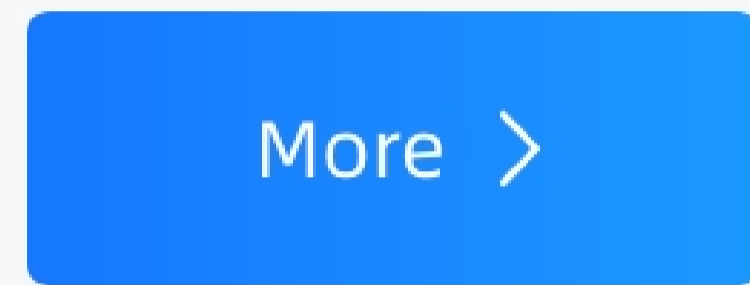
1

2

3

4


5



Type

There are `primary` button, `default` button, `dashed` button, `text` button and `link` button in antd.

颜色类型	浅色背景下	深色背景下
Title	● @Black 85%	● @White 85%
Primary text	● @Black 65%	● @White 65%
Secondary text	● @Black 45%	● @White 45%
Disable	● @Black 25%	● @White 30%
Border	● @Black 15%	● @White 20%
Dividers	● @Black 6%	● @White 12%
Background	● @Black 4%	● @White 8%
Table header	○ @Black 2%	○ @White 4%



Analyse & Critique

Make effective communication with the user by making the motion emphasis when mouse hover. The blue colour build a good contract with white text. Text size in weight of 500 stand for normal web font size standard. The blue colour is one of the brand identical colour for their company. Over all it dose a good job as simple as the function of the button.

Atom & molecule from Ant group home page. (Image Source: <https://www.antgroup.com/en>)

TASK 1

TASK 2

TASK 3

TASK 4



CASE STUDY OF DESIGN SYSTEM

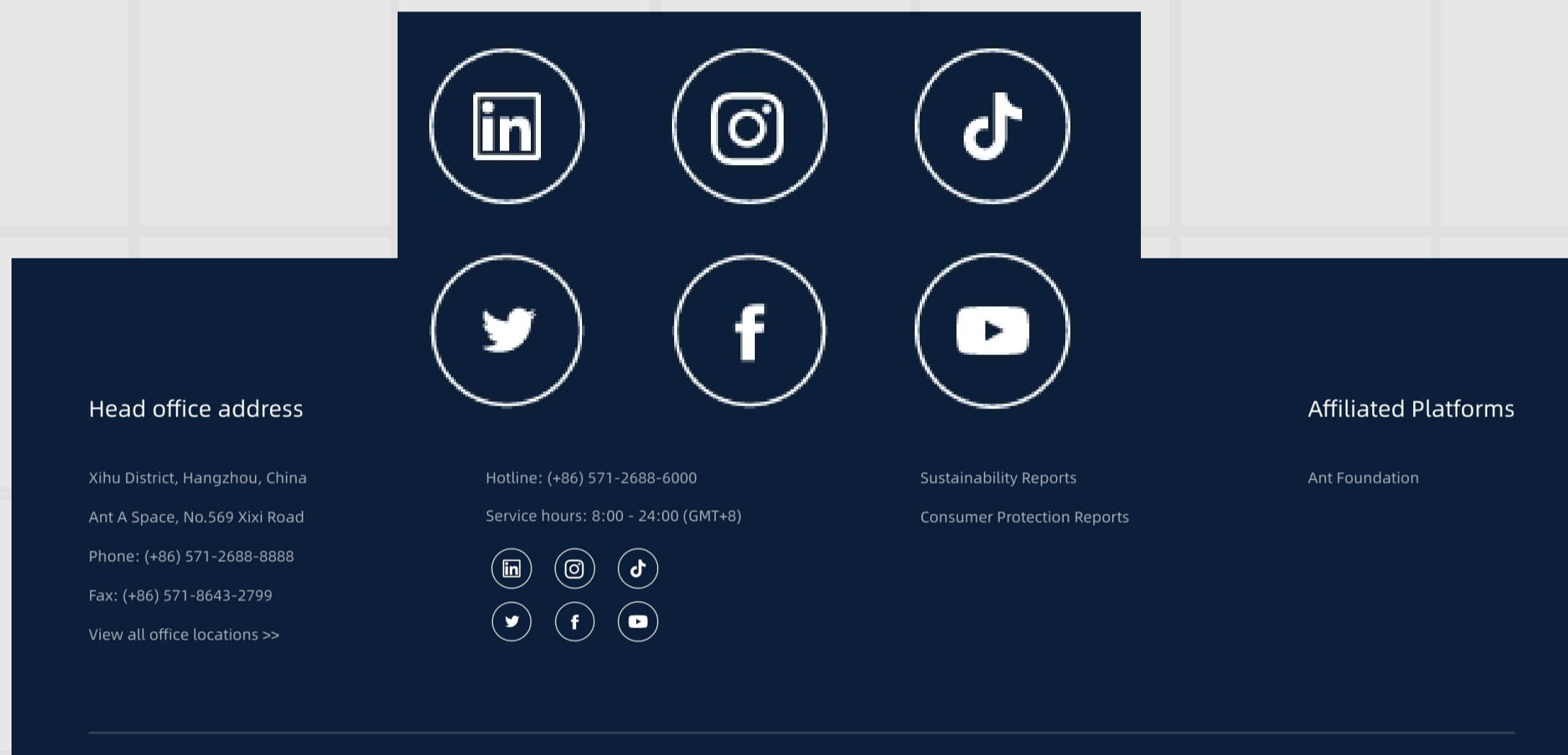
1

2

3

4

5



Molecule

A group of icon buttons atom form this molecule. It's a part footer that direct the user to different social media platform by click. When mouse hover the transparent of the white outer line will reduce. In size of 32 * 32 px for the outer circle and 14*14px for inner icon.


Atom & molecule from Ant group home page. (Image Source: <https://www.antgroup.com/en>)

TASK 1

TASK 2

TASK 3

TASK 4





CASE STUDY OF DESIGN SYSTEM

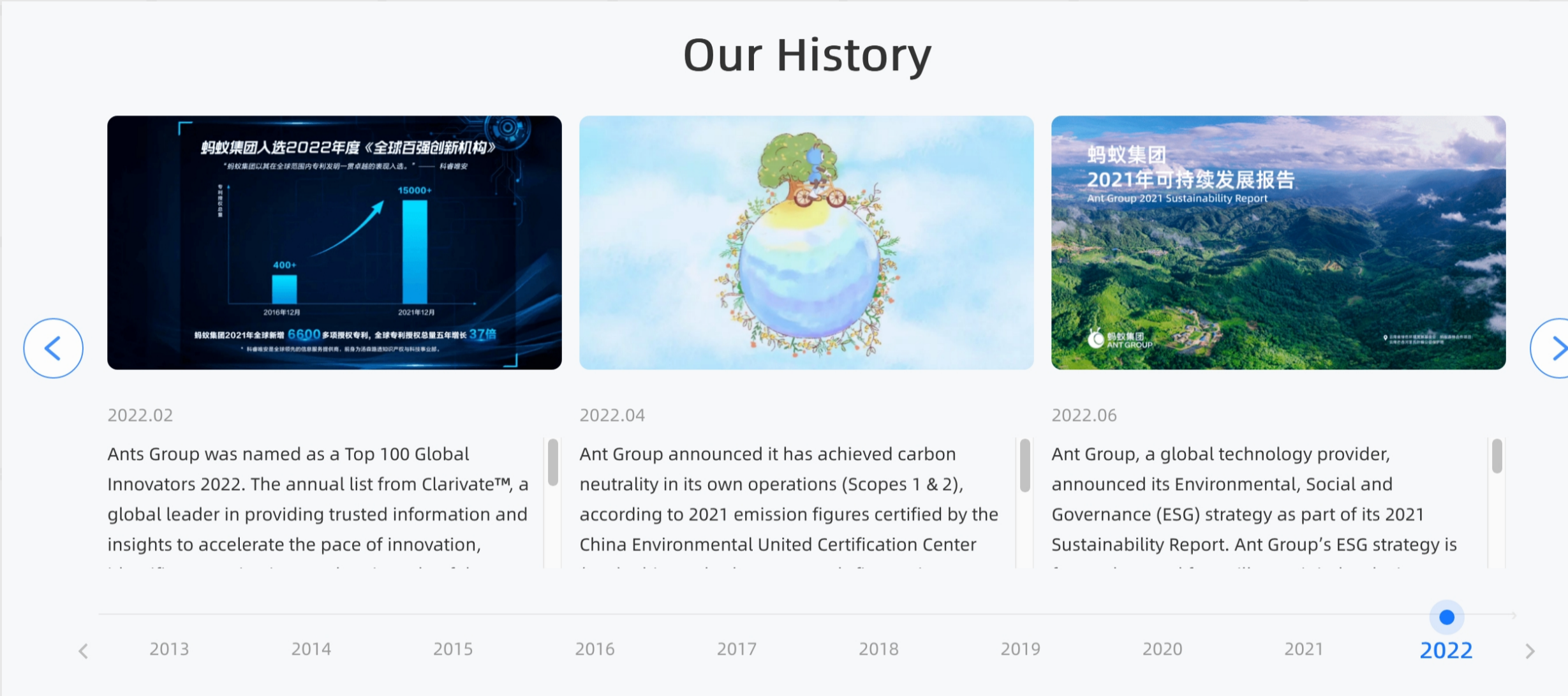
1

2

3

4

5



Organism Of Choice

Here is an example of an organism from the Ant Group website's home page. This organism combines a range of molecules that have different functions but serve the same purpose: displaying important events that have occurred in their company through the years.




Organism from Ant group home page.
(Source: <https://www.antgroup.com/en>)

TASK 1

TASK 2

TASK 3

TASK 4





CASE STUDY OF DESIGN SYSTEM

1

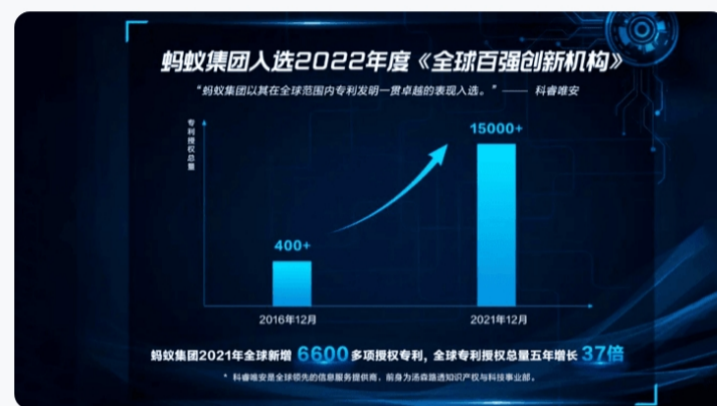
2

3

4

5

Our History



2022.02

Ants Group was named as a Top 100 Global Innovators 2022. The annual list from Clarivate™, a global leader in providing trusted information and insights to accelerate the pace of innovation,



2022.04

Ant Group announced it has achieved carbon neutrality in its own operations (Scopes 1 & 2), according to 2021 emission figures certified by the China Environmental United Certification Center



2022.06

Ant Group, a global technology provider, announced its Environmental, Social and Governance (ESG) strategy as part of its 2021 Sustainability Report. Ant Group's ESG strategy is

< 2013 2014 2015 2016 2017 2018 2019 2020 2021 2022 >

1.A title label to show the topic

2.A repeating grid box with an Topic-related image above and text explanation under. A scroll bar at right for user to scroll to see more information

3. A button by click, allow user to see the occurred events from old to new by moving the grid unit, same logic apply to 4.

4. A Year frame to navigate the year. Click on the year will enable the motion of the blue dot move to the target year also blue the text. The grid box above will move as follow. Similar next and back button can be click to transport the year display from left to right(old to new).

TASK 1

TASK 2

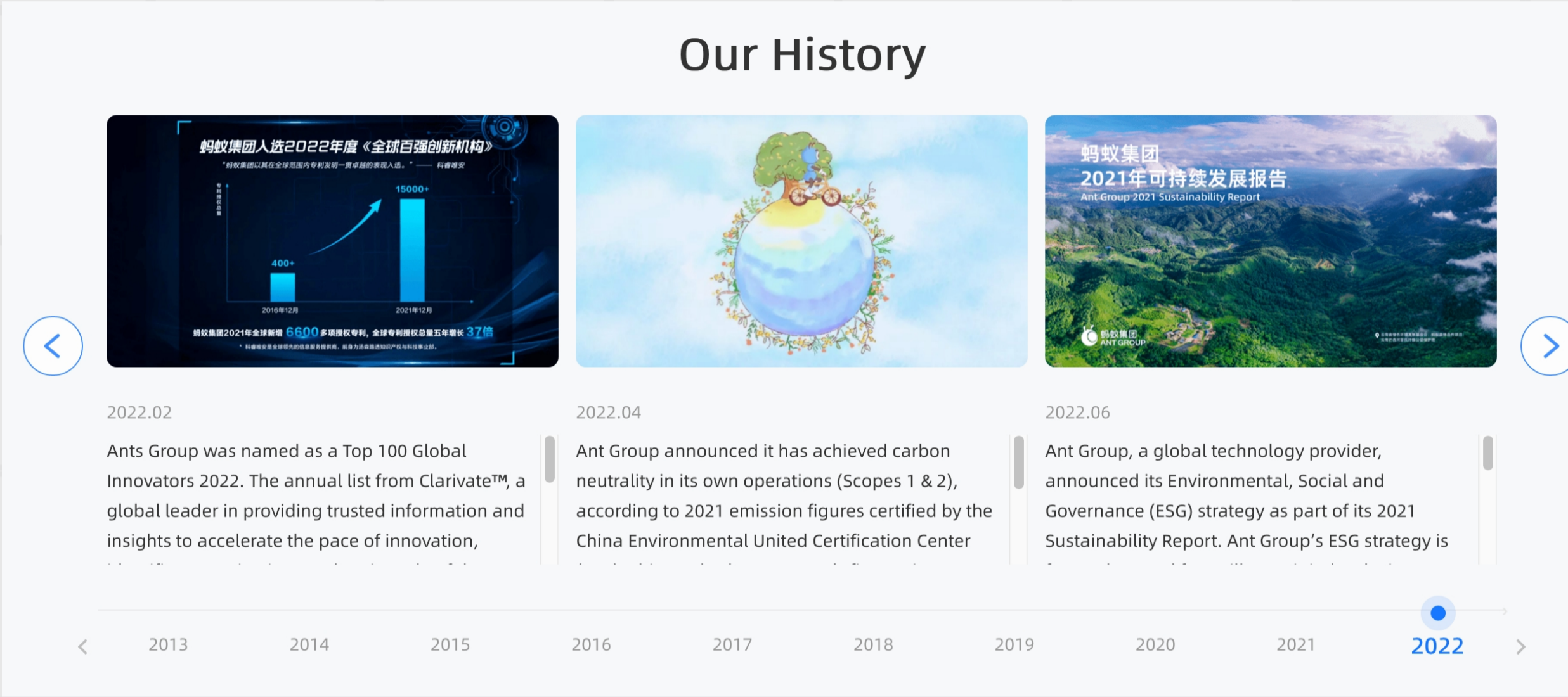
TASK 3

TASK 4



▶ CASE STUDY OF DESIGN SYSTEM

- 1
- 2
- 3
- 4
- 5



Analyse & Critique

The scroll bar in each text box keep the consistent for grids. The year frame keep user's eyes on and reduce the possibility getting lost on the screen, also provide a quick navigation. Tidy interface and most of the function are clear to use.


However, the scroll bar is not that obvious, first time user may need to spend some time to solve it out. The layout of the box looks similar to the blog card: overview image provide with the important information from the article, by click it will direct you to a link to see the detail. But this function is not avaiable in this case.

TASK 1

TASK 2

TASK 3

TASK 4



▶ CASE STUDY OF DESIGN SYSTEM

1

2

3

4

5



From Ant group linkedIn page.
(<https://www.linkedin.com/company/antgroup/posts/?feedView=all>)

Poster Of Choice

Hiring poster found in Ant Group LinkedIn page.




TASK 1

TASK 2

TASK 3

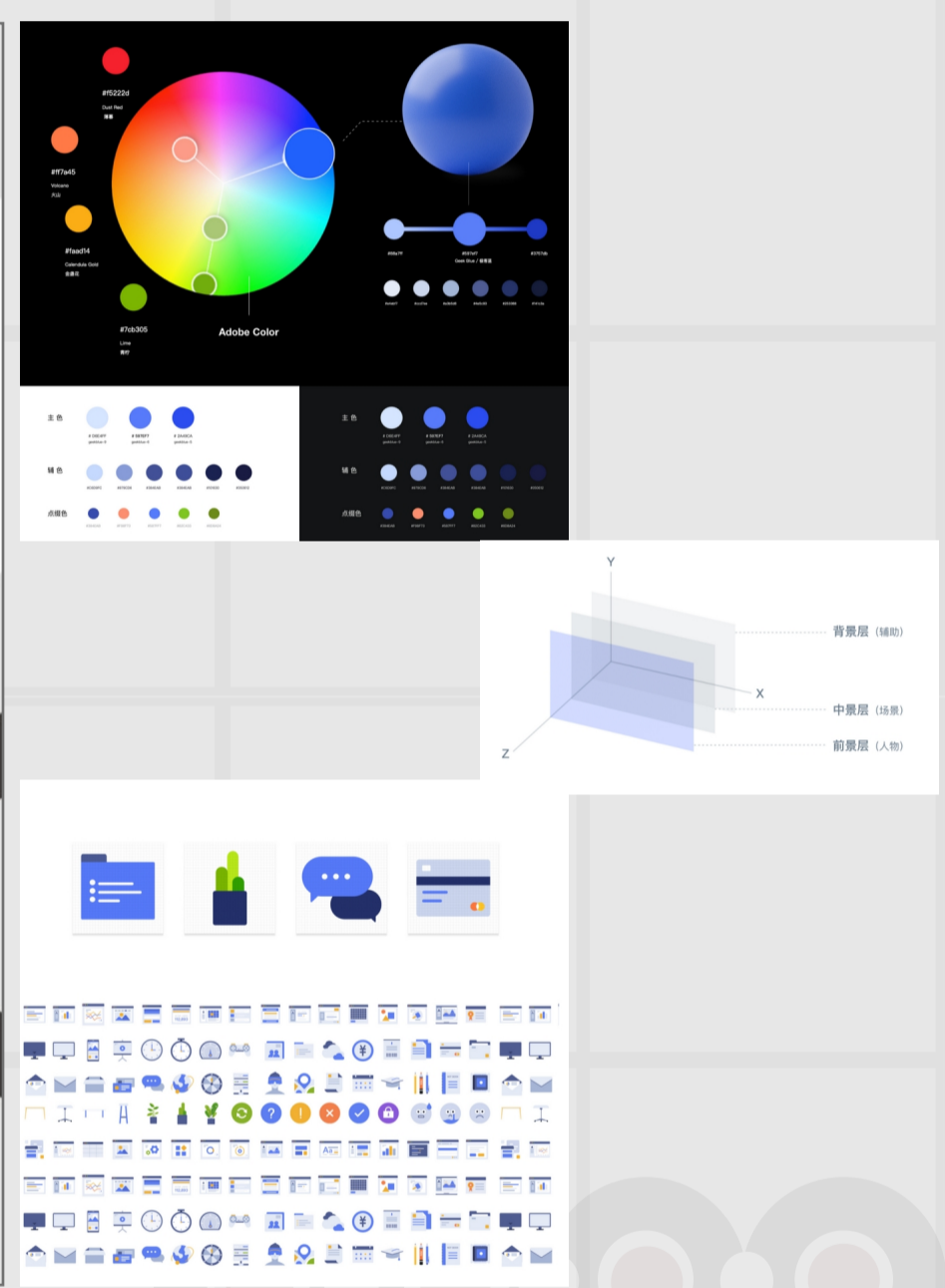
TASK 4





CASE STUDY OF DESIGN SYSTEM

- 1
- 2
- 3
- 4
- 5



Analyse & Critique

Illustration rule in Ant Design System had applied in this case. The colour palette of this poster strongly influenced by the brand colour. The Logo at the top left make the audiences know about the brand. You can also found the hierarchy the text was represent by the colour and the text size as well as colour. However based on the illustration rule in the design system it does need to have more layers to build a successful illustration poster.

From Ant group linkedIn page.
(<https://www.linkedin.com/company/antgroup/posts/?feedView=all>)

- TASK 1
- TASK 2
- TASK 3
- TASK 4





CASE STUDY OF DESIGN SYSTEM

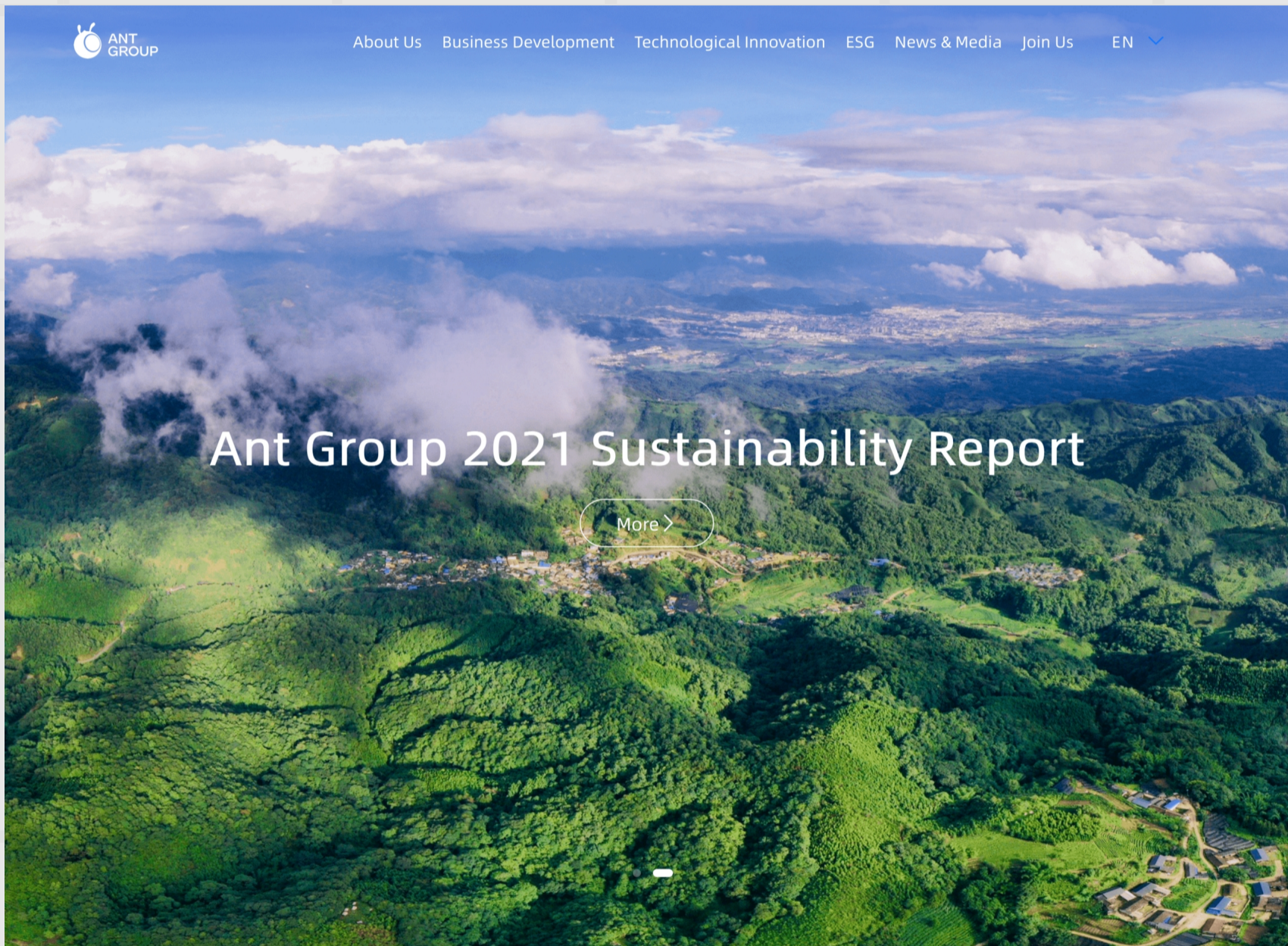
1

2

3

4

5



Web Page

The web page from the Ant Group website home page features a navigation header with an animated slide show. The slides change automatically over time, and when clicked, they take you to a page with an index that corresponds to the slide's title. When scrolling down, some card boxes with images will appear, directing you to the articles.


From Ant group home page.
(<https://www.antgroup.com/en/>)

TASK 1

TASK 2

TASK 3

TASK 4





CASE STUDY OF DESIGN SYSTEM

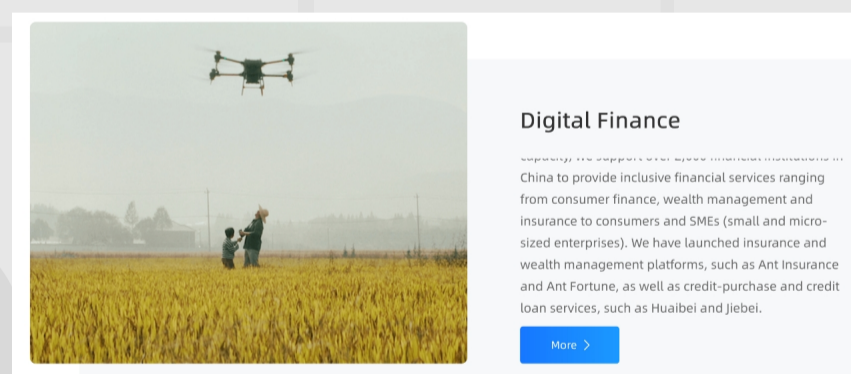
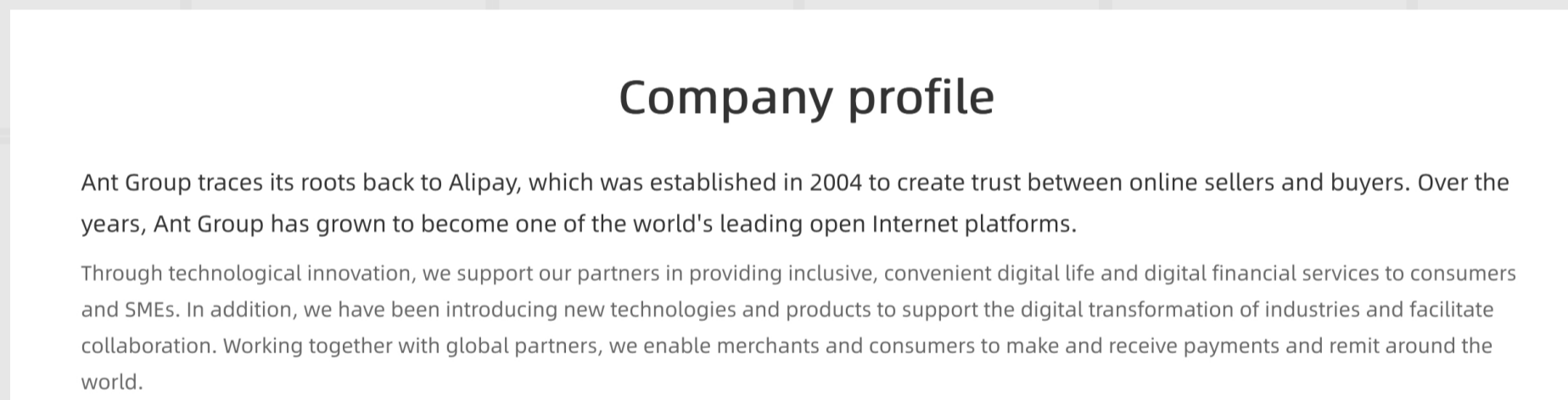
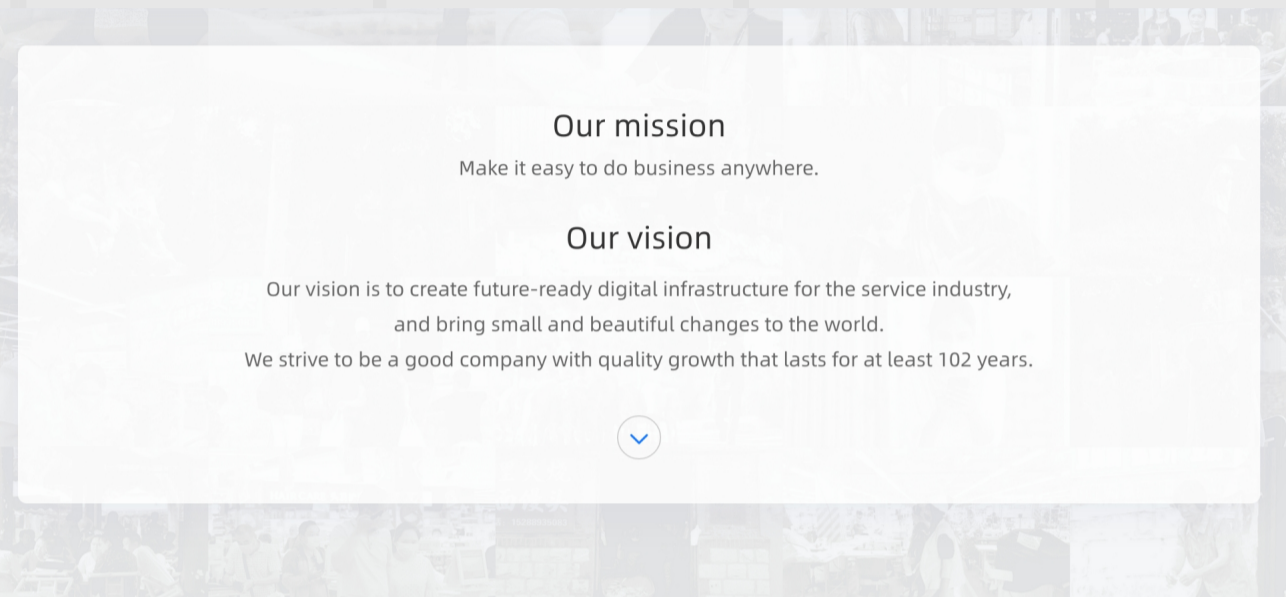
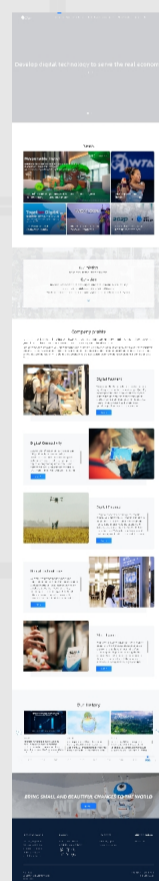
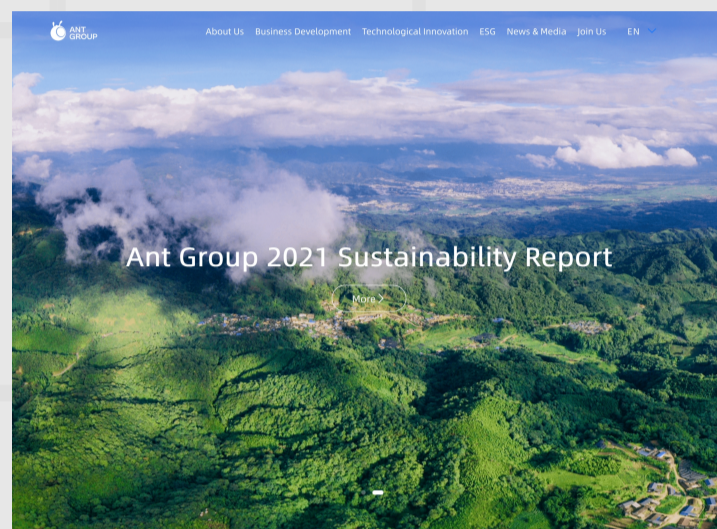
1

2

3

4

5



Analyse & Critique

The home page of the Ant Group website serves as the company profile, showcasing what the company does and what they have achieved. The main component of the page are articles.

At the top of the page, there is a simple navigation bar that directs users to different sub-pages that expand on various themes.

The page is well-adapted to the design system, incorporating layout rules, colour, motion, and visualisations.


From Ant group home page.
(<https://www.antgroup.com/en/>)

TASK 1

TASK 2

TASK 3

TASK 4





CASE STUDY OF DESIGN SYSTEM

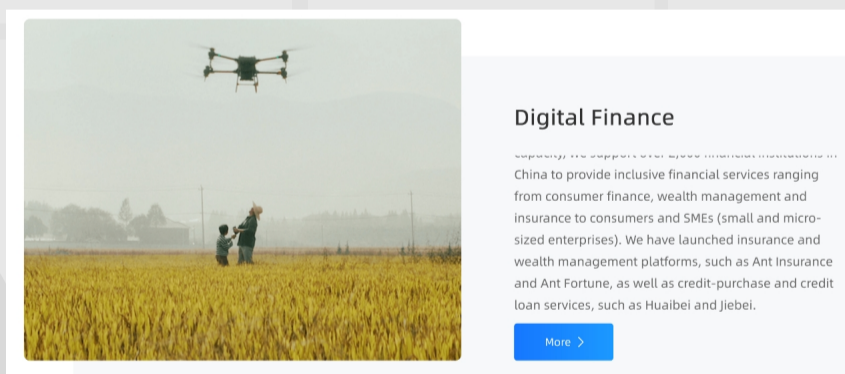
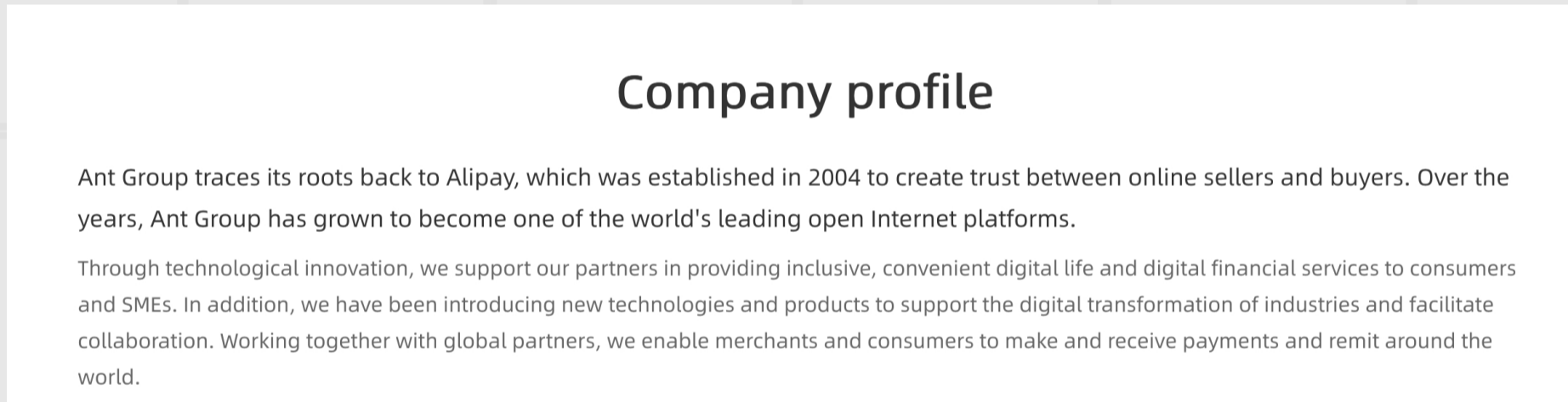
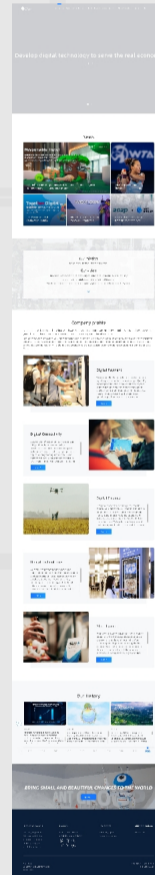
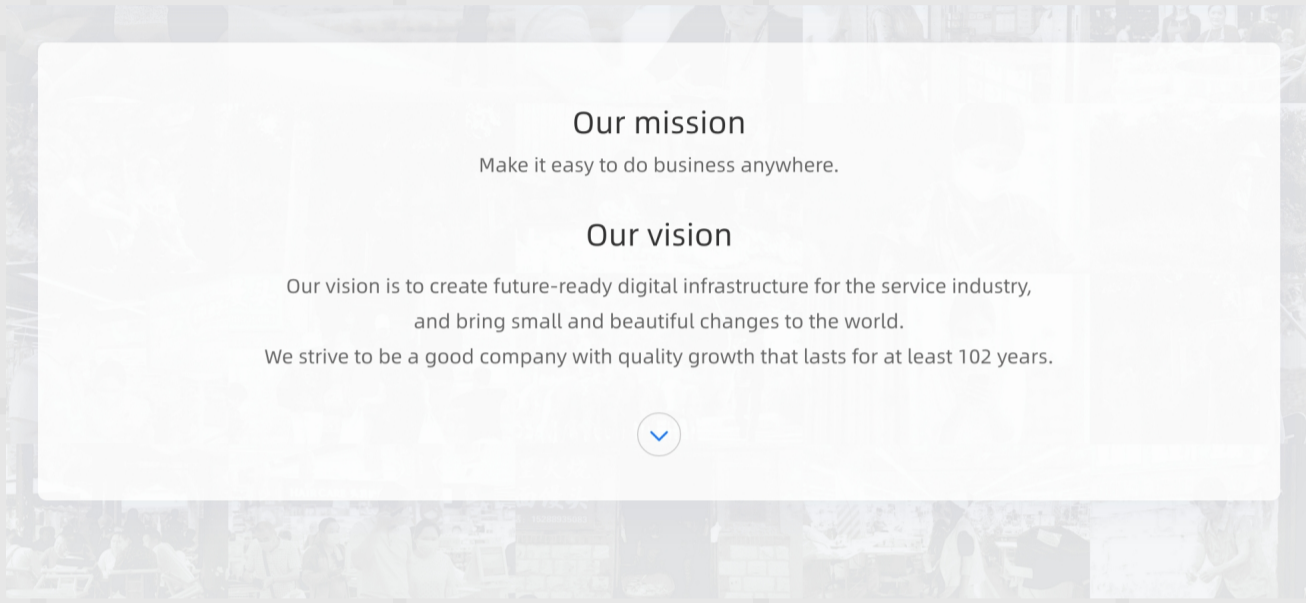
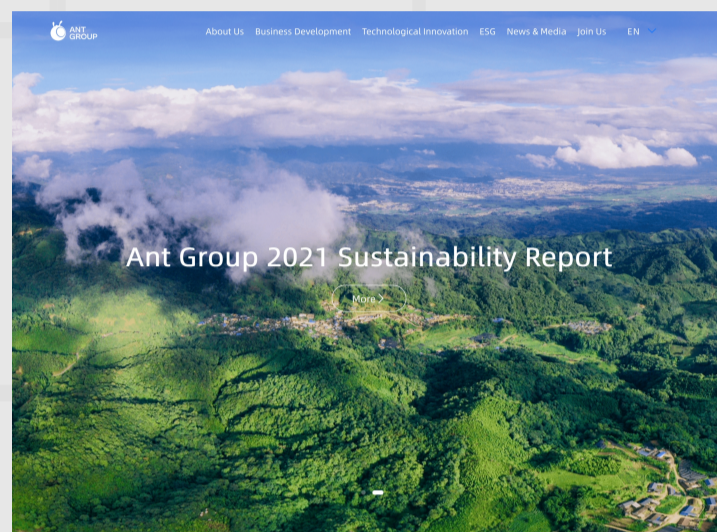
1

2

3

4

5



From Ant group home page.
(<https://www.antgroup.com/en/>)

Analyse & Critique

Compared with the principles and components of the design system, it only takes a small part from the system.

It's a formal, professional page with a modern design style strongly influenced by the brand. Images take up a large portion, however, which are not discussed in the design system.


The page also follows rules regarding text size to ensure an easy-to-read format in a logical order.

TASK 1

TASK 2

TASK 3

TASK 4



▶ CASE STUDY OF DESIGN SYSTEM

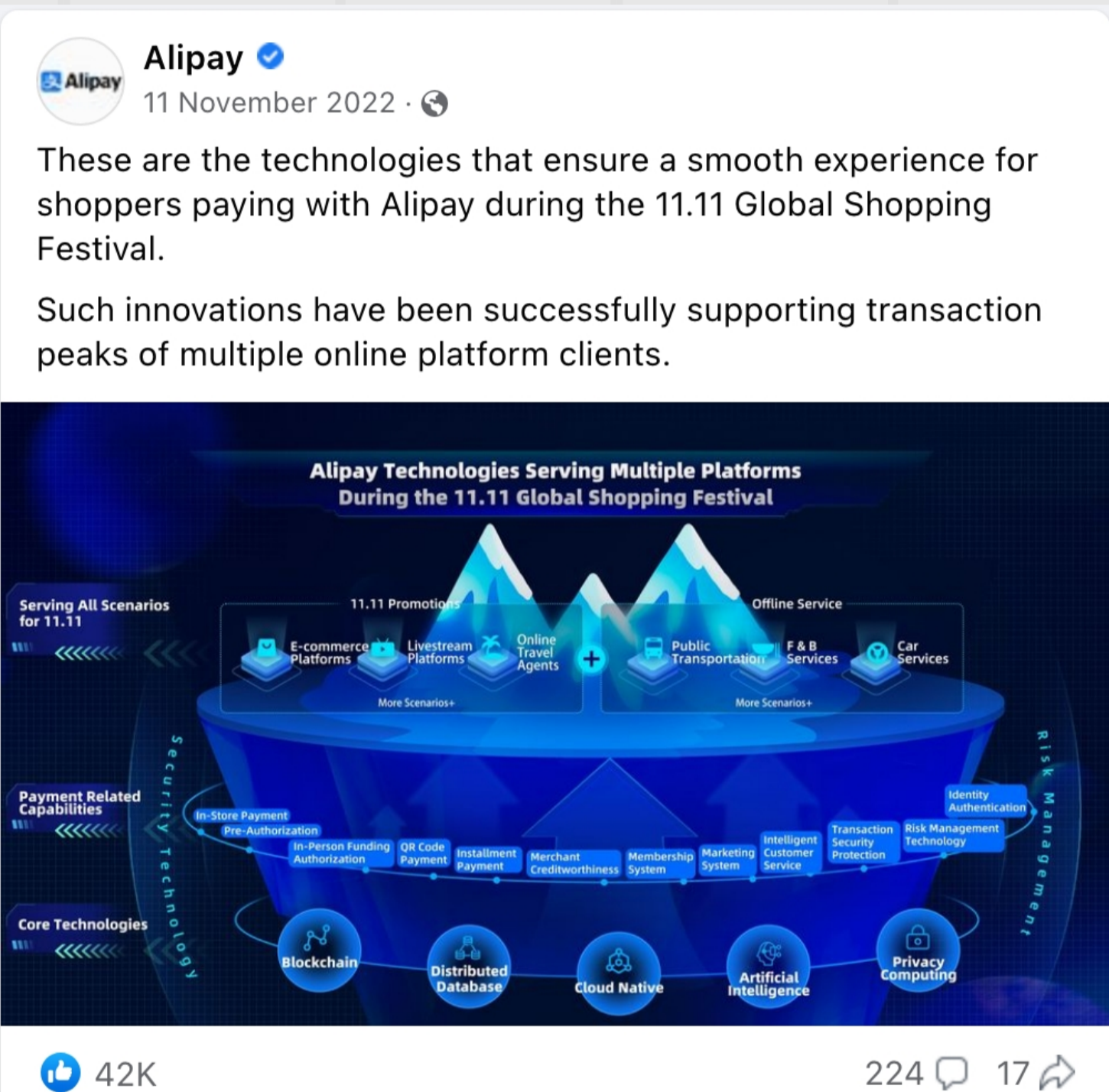
1

2

3

4

5



Face book page from ant group
(<https://www.facebook.com/alipayglobal>)

Social Media Post


Alipay is the official Facebook page of the Ant Group. This page features information graphics that incorporate principles from the design system, using rules such as colour standards and text layout.

TASK 1

TASK 2

TASK 3

TASK 4



CASE STUDY OF DESIGN SYSTEM

1

2

3

4

5



Analyse & Critique

The aim of this social media post is to show users how much value they created during the Global Shopping Fest. The color palette is derived from the brand's colors. A circle island taking up half of the picture stands in the middle of the poster, creating balance. Some rectangular and rounded text boxes show the processing of the Fest assistants along with some icons. This post adopts layout, illustration rules, colours, icons, and typeface from the system.

TASK 1

TASK 2

TASK 3

TASK 4

► VISUAL SOLUTIONS RE-DESIGN



Polaris

By



Apply the design system and
present a finished design
solution

1. Atom & Molecule

2. Organism

3. Web Page

4. Poster


5. Social Media Post

TASK 1

TASK 2

TASK 3

TASK 4





Atom

For the atom I decide to re-design the [Plain buttons] from the Polaris Design. Polaris Design defines [Plain buttons] as the button which look similar to links, less important or less commonly used actions, such as “view shipping settings”. Positive & negative vision available.

Normal

Edit shipping address

Mouse Hover

Edit shipping address

Process to counter

Process to counter

#FFFFFF

#002A16

#0E5935

Normal

Address

Enter your address here

Submit

Mouse Hover & text entered

Address

University of W, Hamilton, New Zealand

Submit

Molecule


For the molecule I decide to use label, button, input field to design a tiny form for [submit].

TASK 1

TASK 2

TASK 3


TASK 4





Organism

For the organism I decide to make a [user profile submit form] by use a header, radio button and text inputs.


<div>Name <input type="text" value="Enter your text here"/></div> <div>Phone <input type="text" value="Enter your text here"/></div> <div>Email <input type="text" value="Enter your text here"/></div> <div>Address <input type="text" value="Enter your text here"/></div> <div><input type="radio"/> Hide my profile Other user will not able you see your</div>	<div>Submit</div>
<div>Name <input type="text" value="Alice"/></div> <div>Phone <input type="text" value="Enter your text here"/></div> <div>Email <input type="text" value="Enter your text here"/></div> <div>Address <input type="text" value="Enter your text here"/></div> <div><input checked="" type="radio"/> Hide my profile Other user will not able you see your</div>	<div>Submit </div>

TASK 1

TASK 2

TASK 3

TASK 4





VISUAL SOLUTIONS RE-DESIGN

1

2

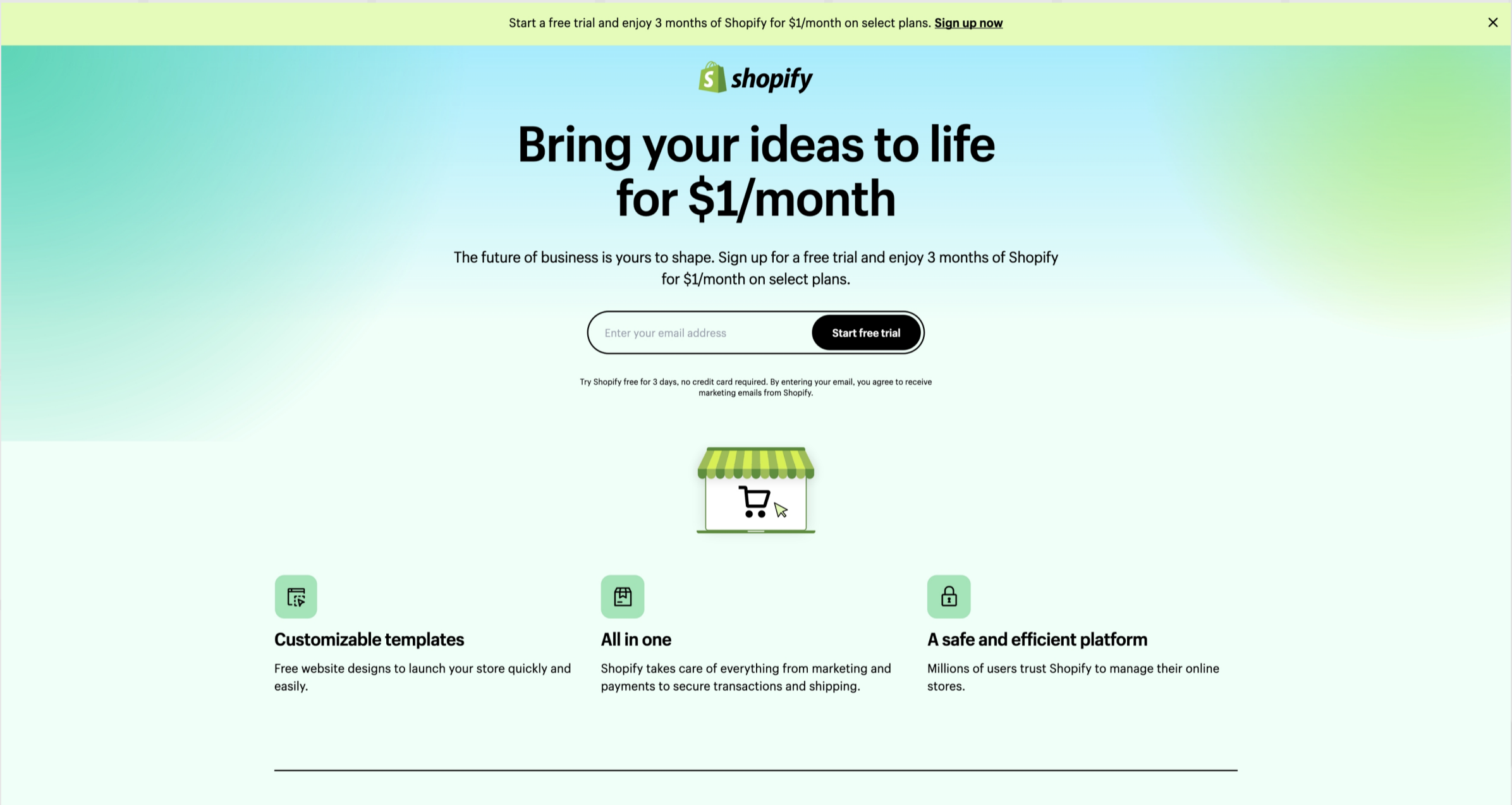
3

4

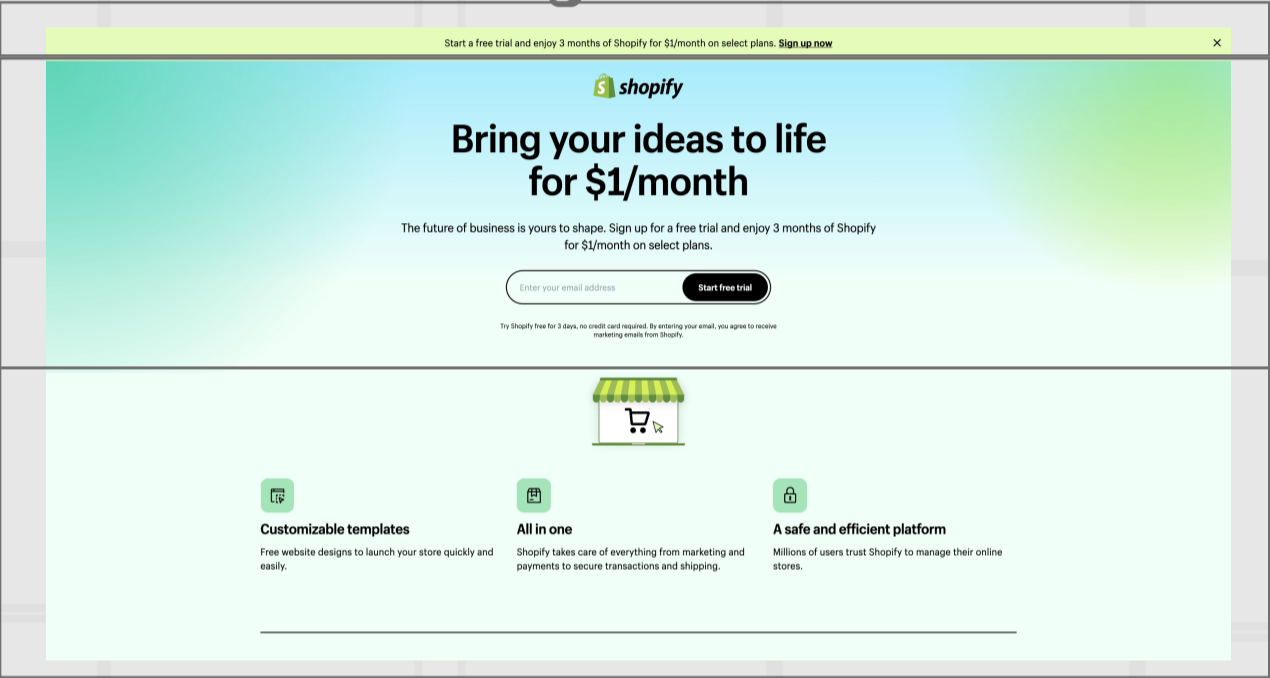
5

Web Page

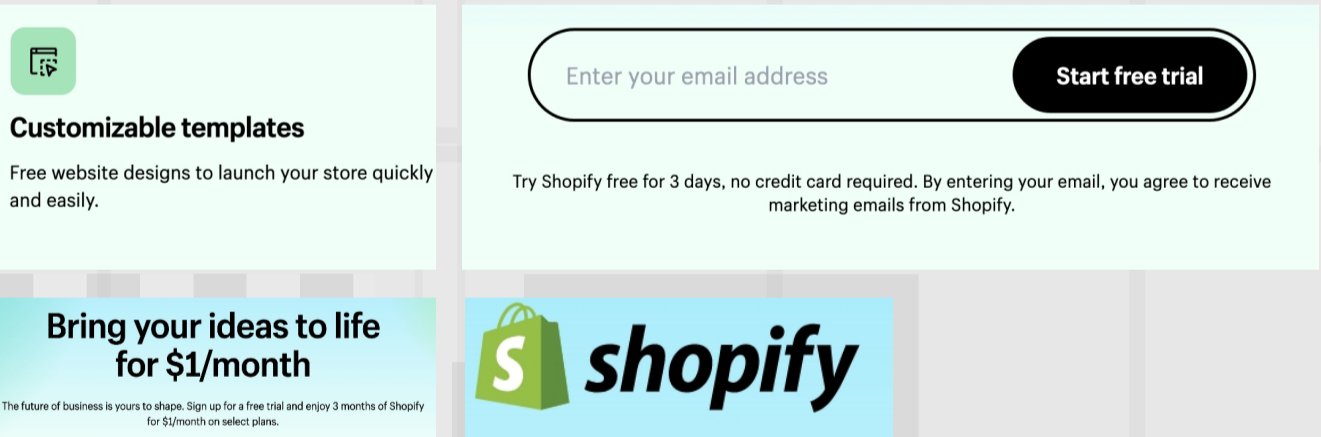
1.Here is the website from Shopify.



2.Check the layout.



3.Define molecule & organism




TASK 1

TASK 2

TASK 3

TASK 4





VISUAL SOLUTIONS RE-DESIGN

1

2

3


4

5

3. Use the principles from design system to Create some elements.



Colour Palette:



Brand Logo:



Button:



Text Field:



Font:

Ubuntu Bold Aa
Ubuntu Medium Aa

Icons:



TASK 1

TASK 2

TASK 3

TASK 4





VISUAL SOLUTIONS RE-DESIGN

1

2


3

4




5

Final solution:



Sign up for a free trial and enjoy 3 months of Shopify for \$1/month on select plan. [Sign up](#)




Shape the future of your business




Sign up for a free trial and enjoy 3 months of Shopify for \$1/month on select plan.



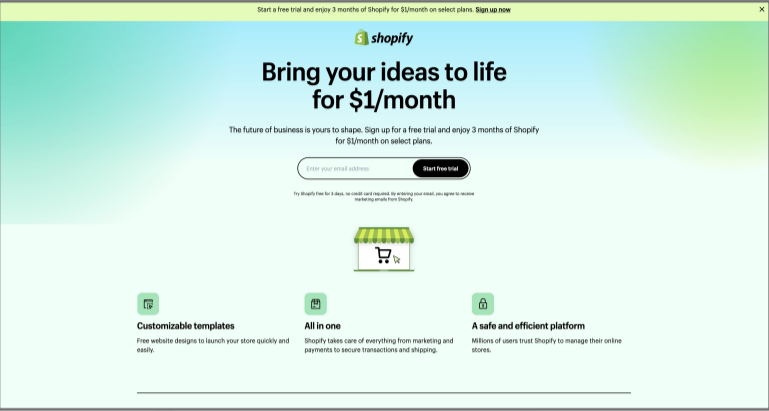
Efficient platform help you build your business



[Sign up for a free trial and enjoy 3 months of Shopify for \\$1/month on select plan.](#)



TOP RATED
SHOPIFY USERS




TASK 1

TASK 2

TASK 3


TASK 4





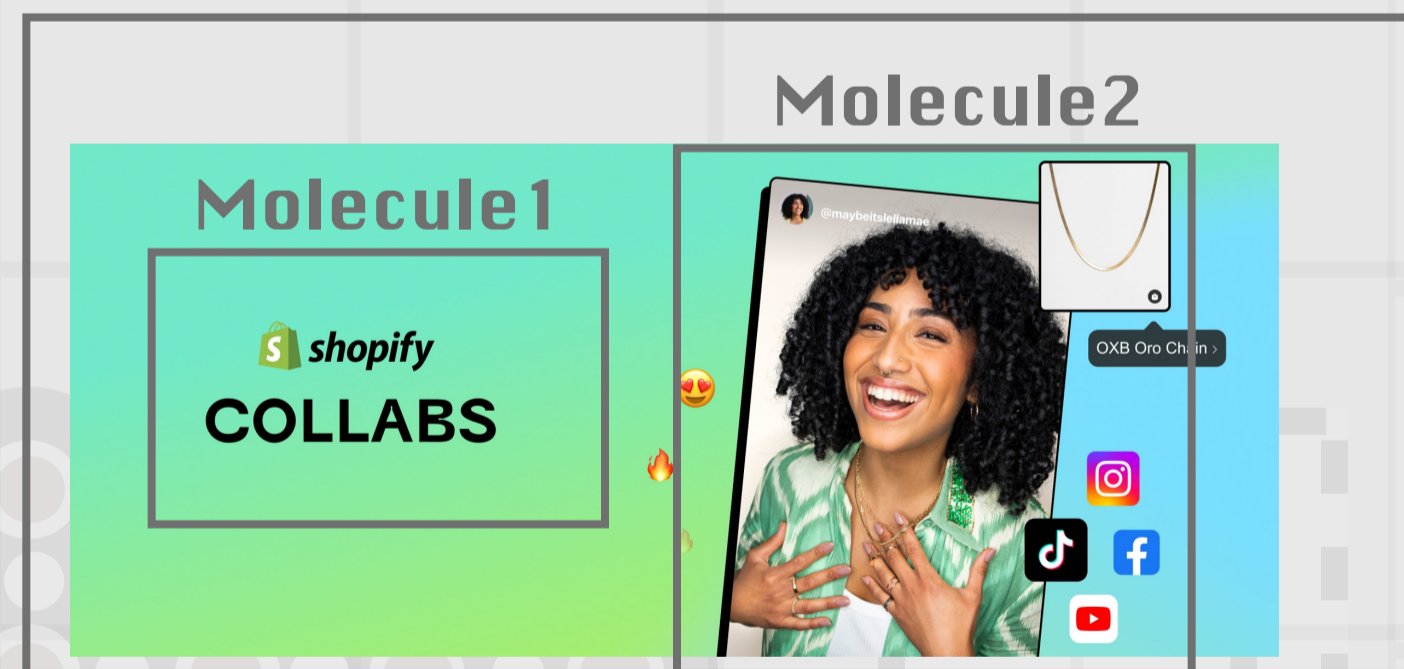
Poster

1. Here is one of the poster used in Shopify news website. It's an advertisement to keep the client's eyes on the popular items that selling by using social media




(<https://news.shopify.com/connecting-creators-with-shopifys-millions-of-merchants-introducing-shopify-collabs#>)

2. It uses real photos of model that using or wearing the item and the detail of the item to show the popularities of the item, with the icons from different social media. Also some Emoji used. That's the first part that join the user attention. The second part will be the brand logo and the key word in this case which is COLLABS and written in capital to show the theme.



Organism

3. Make background In similar style.



4. Find copyright free photos with white background and customise the style



TASK 1

TASK 2

TASK 3

TASK 4





VISUAL SOLUTIONS RE-DESIGN

1

2

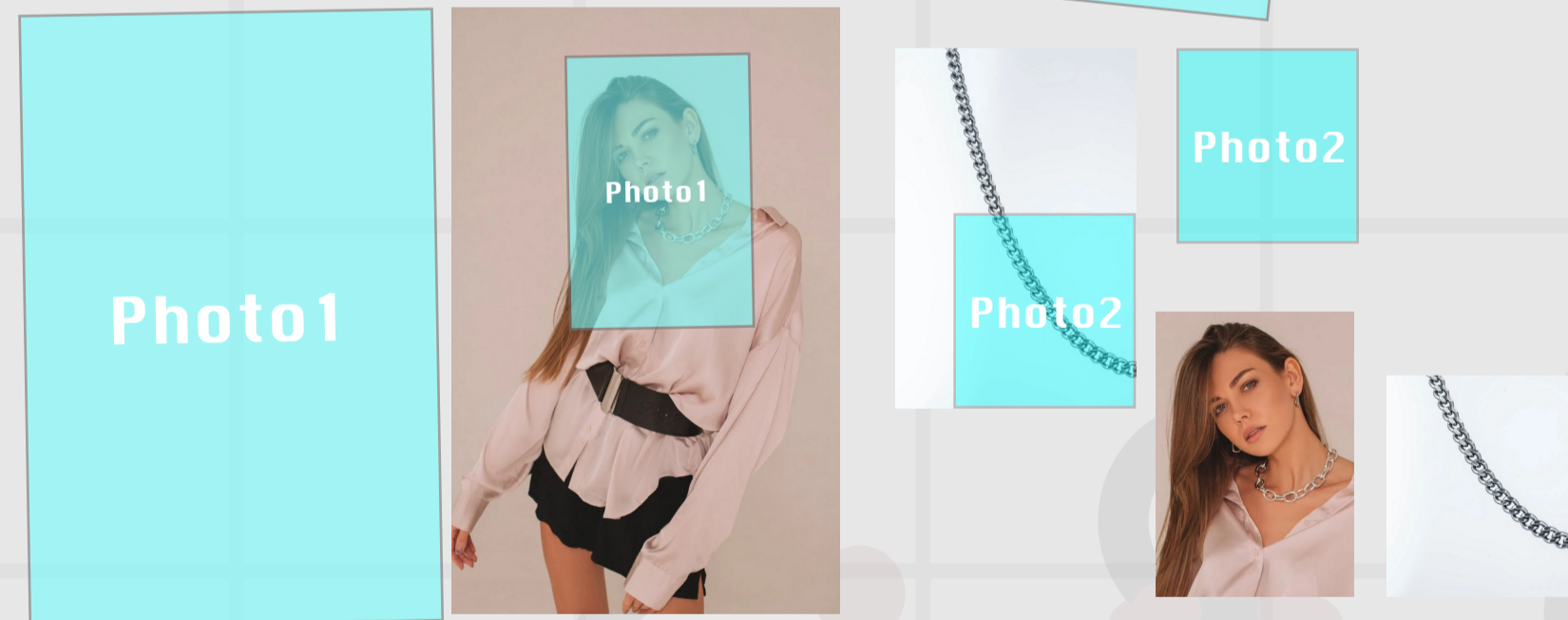
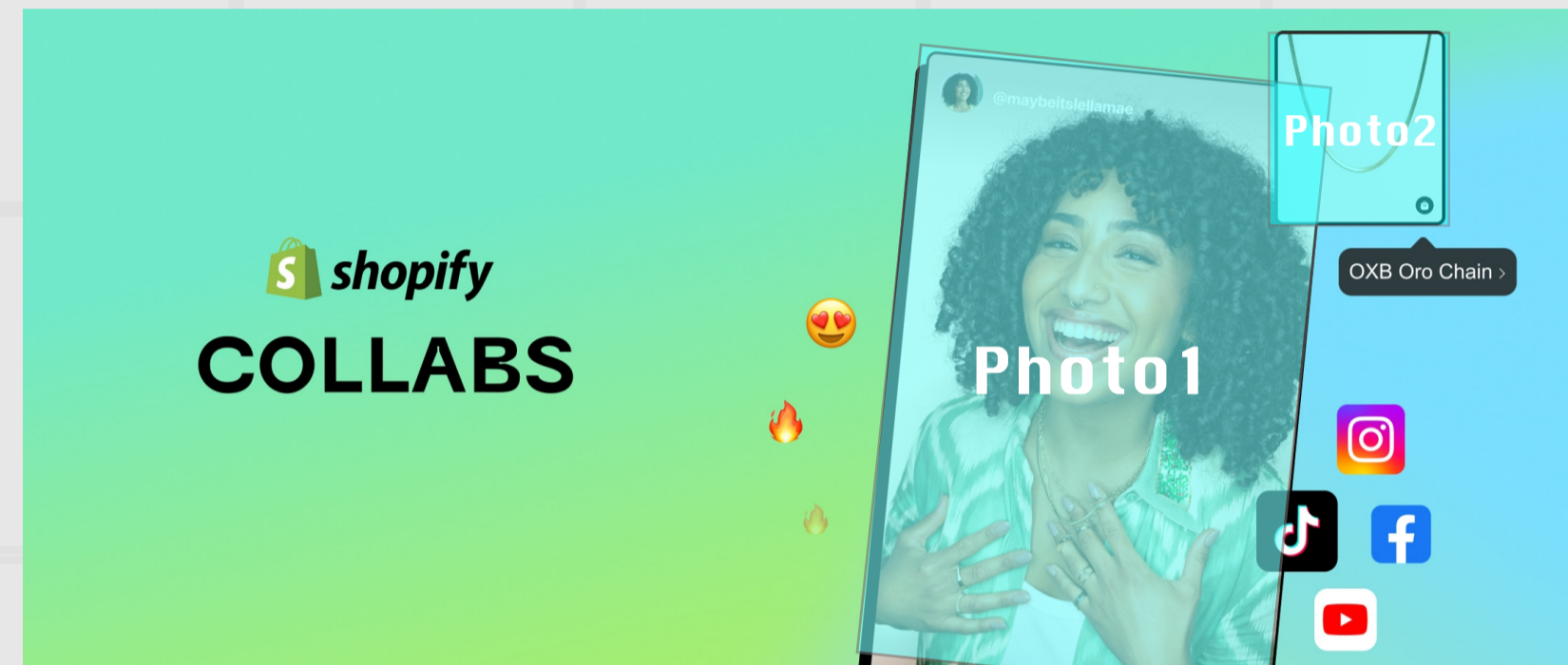
3

4




5

5. Get proportion, resize and add border & text. Add some emojis and icons. Then do a similar style layout.

(Img source: <https://www.pexels.com/photo/a-woman-in-black-dress-posing-for-a-photoshoot-10280968/>)



Sliver Girl Necklace >



Source: <https://www.pexels.com/photo/woman-in-white-blouse-10512915/>


Source: <https://www.pexels.com/photo/a-chain-on-a-white-background-16124724/>

TASK 1

TASK 2

TASK 3

TASK 4





VISUAL SOLUTIONS RE-DESIGN

1

2

3

4

5

5.Set angle and add label & logo.




COLLABS

TASK 1

TASK 2

TASK 3

TASK 4



▶ VISUAL SOLUTIONS RE-DESIGN

1

2

3

4

5

Final solution:



TASK 1

TASK 2

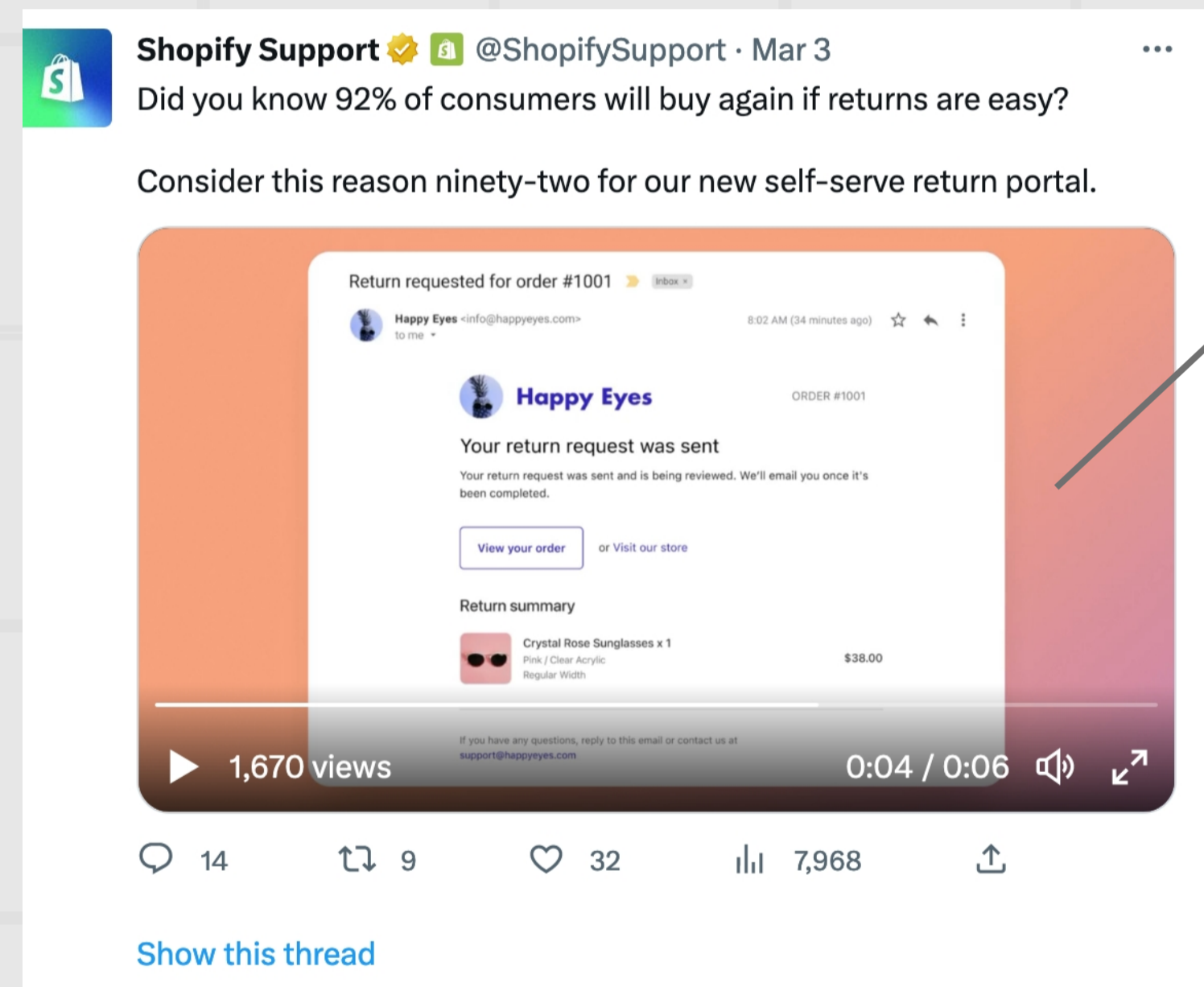
TASK 3

TASK 4



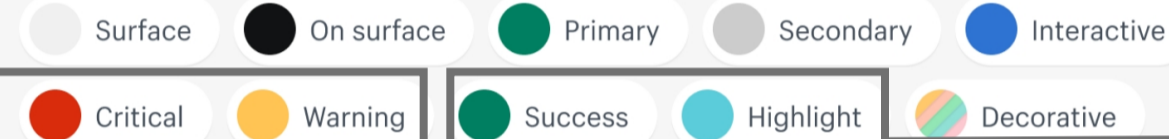
Social Media Post

1. Here is one of the post in twitter for show the client how the portal can be use. With blur gradient colour & Shopify page on it.



2. Get the colour from the system and remix a background.

Color roles

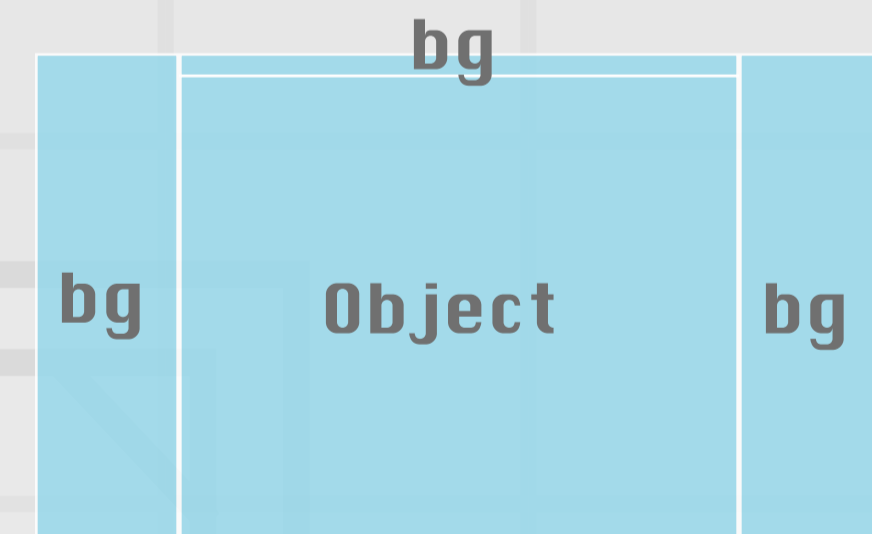


We define colors based on the role they play in the interface. There are 10 color roles, which we use to generate the values of all the color variants in the palette.

3. We can see the original are in red and yellow, we can try green and blue



4. Take the proportion.




TASK 1

TASK 2

TASK 3

TASK 4



► VISUAL SOLUTIONS RE-DESIGN

Final Solution:

Shopify Support 🟢 @ShopifySupport · Mar 3

Do you know price change based on quantity?

Consider use our add-ons to achieve for your best solution.

Install Cancel **Install app**

Price Change Based On Quantity
by Singleton software

Seamless Music Price Change Based On Quantity

This app needs to

- Access store information
- Edit store information

You're agreeing to share personal information with this app. View the [developer's privacy policy](#) before installing.

Deleting this app from your store will remove its access, and request the removal of customer information if it was collected. Learn more about [data privacy](#).

Contact [Singleton software](#) for support

14 9 32 7,968

[Show this thread](#)

Shopify Support 🟢 @ShopifySupport · Mar 3

Did you know 92% of consumers will buy again if returns are easy?

Consider this reason ninety-two for our new self-serve return portal.

Return requested for order #1001

Happy Eyes

Your return request was sent

Your return request was sent and is being reviewed. We'll email you once it's been completed.

View your order

Return summary

Original item: Seamless Music x 1

Return amount: \$10.00

1,670 views 0:04 / 0:06

14 9 32 7,968

[Show this thread](#)

TASK 1

TASK 2

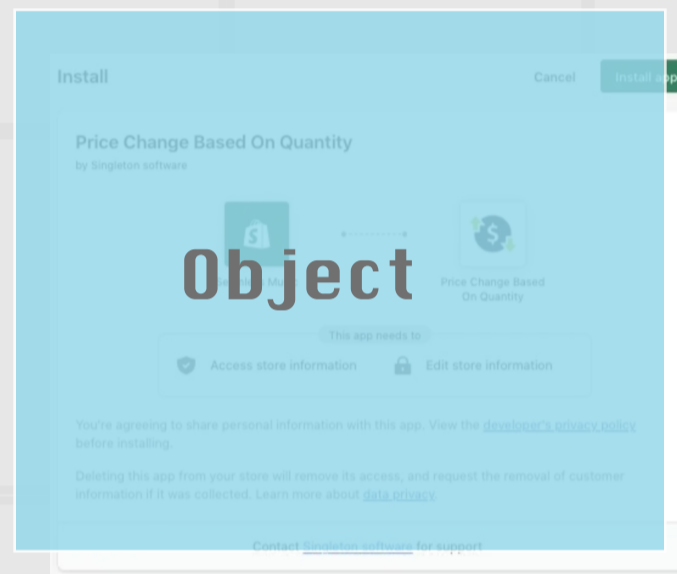
TASK 3

TASK 4

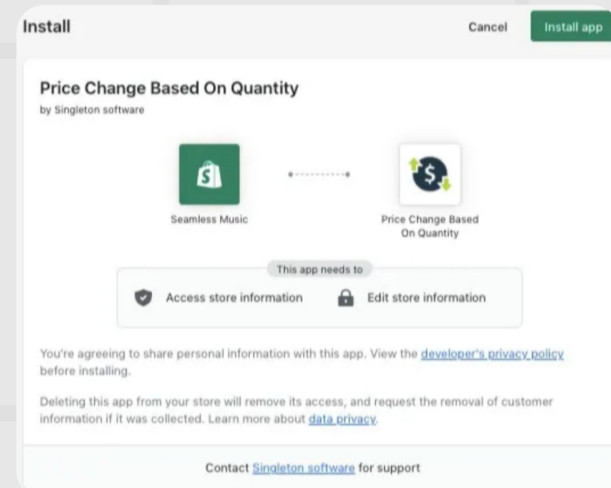
VISUAL SOLUTIONS RE-DESIGN

Social Media Post

5. Find a page that can be used and resized

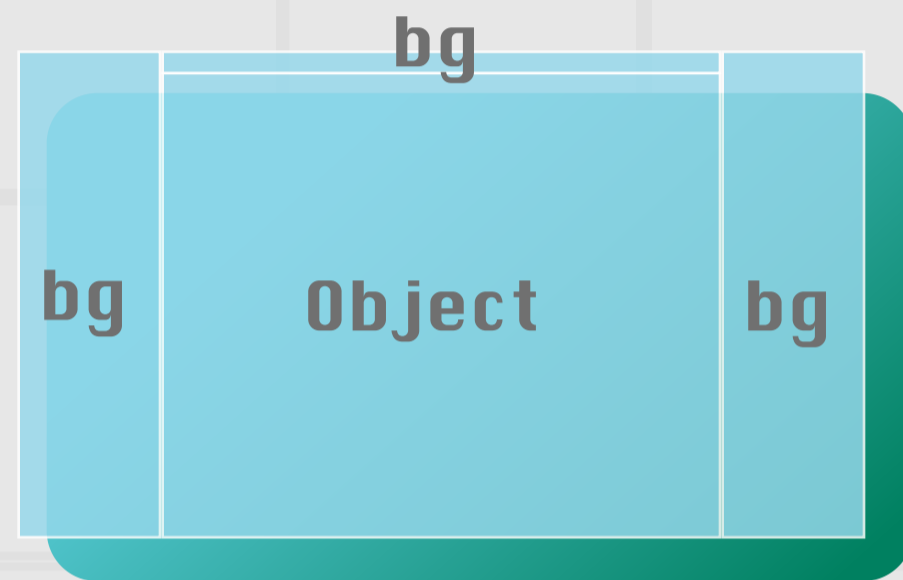


Round the edge of the page

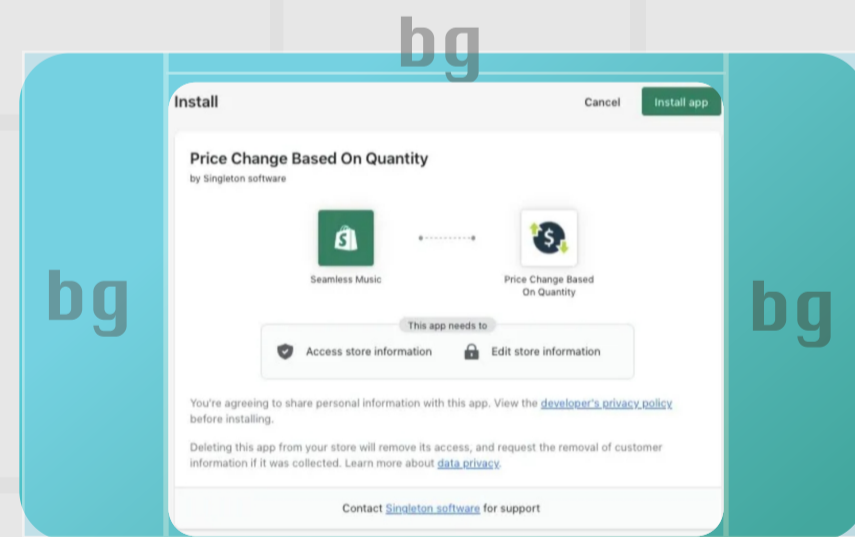


TASK 1

6. Set up background

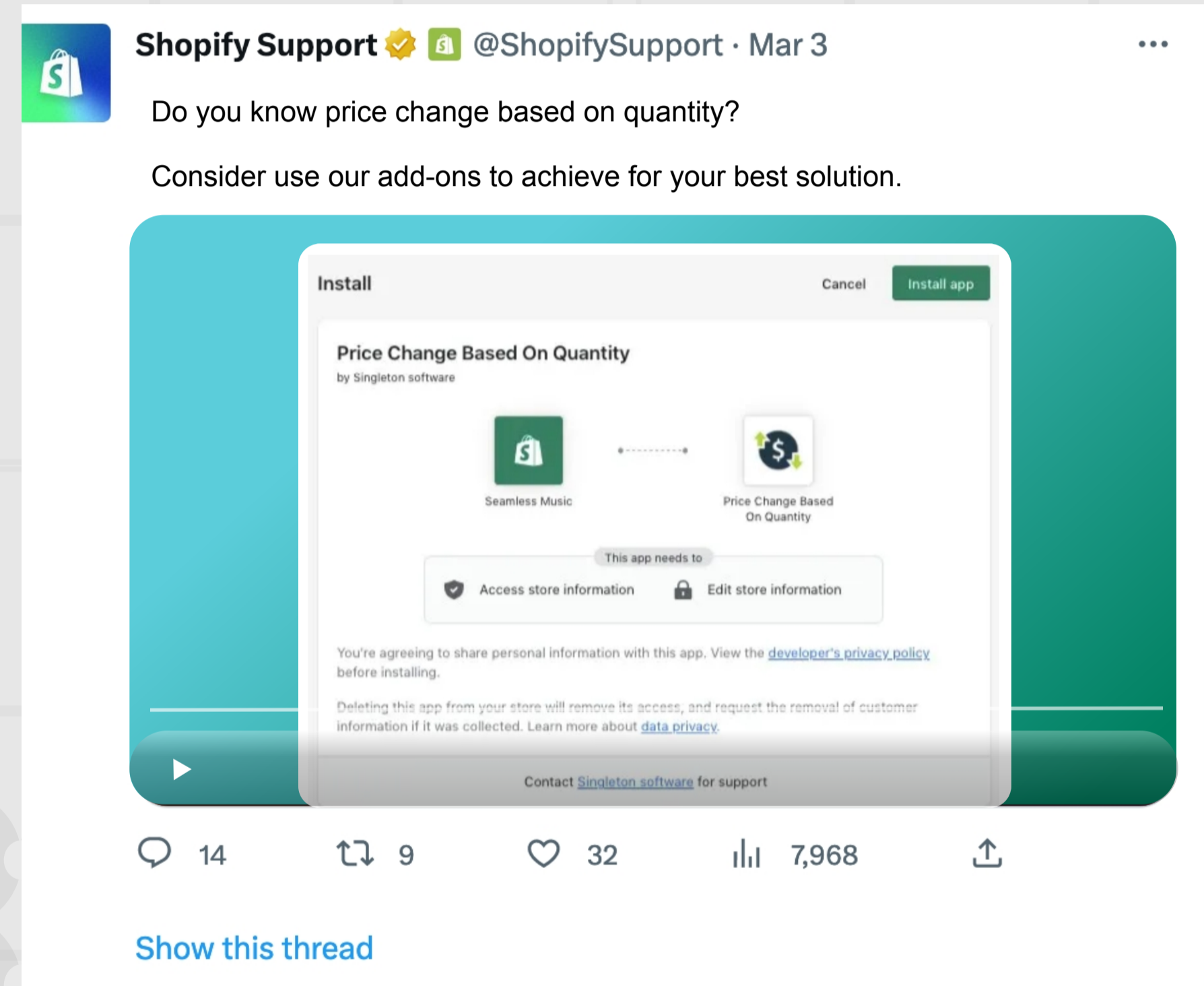


7. Combine



TASK 2

8. Add text



TASK 3

TASK 4

References

<https://programmingdesignsystems.com/what-is-a-design-system/>

<https://www.amazon.com/Graphics-Standard-Manual-Transit-Authority/dp/0692496955>

<https://www.invisionapp.com/inside-design/guide-to-design-systems/>

[CLICK HERE BACK TO CONTENT](#)

